



CRIME IN ARIZONA 2017





# CRIME IN ARIZONA

JANUARY – DECEMBER 2017



Colonel Frank L. Milstead  
Director

*An annual compilation of crime statistics prepared by the  
Arizona Department of Public Safety  
Access Integrity Unit*

This page has been intentionally left blank.

# TABLE OF CONTENTS

<b>TABLE OF CONTENTS</b> .....	<b>4-7</b>
<b>FOREWORD</b> .....	<b>8</b>
<b>DEDICATION</b> .....	<b>10</b>
<b>UNIFORM CRIME REPORTING SYSTEM</b> .....	<b>12-18</b>
Overview.....	14
Arizona UCR Program.....	14
Crime Factors .....	15
Scoring of Offenses.....	15
Clearances .....	16
Property Stolen and Recovered .....	16
Arrests .....	17
UCR Offense Information.....	17
Part I and Part II Offenses .....	17-18
<b>NATIONAL INCIDENT-BASED REPORTING SYSTEM</b> .....	<b>20-25</b>
Overview.....	22
Benefits of NIBRS.....	22
NIBRS vs. Summary Reporting.....	23
NIBRS Offense Information.....	23
Group A and Group B Offenses.....	23-24
Data Elements.....	25
<b>SUMMARY OF STATE CRIME DATA</b> .....	<b>26-34</b>
Arizona Crime Clock .....	28
Arizona Crime Cycle .....	29
State Crime Summary .....	30
Crime Index .....	30
Arrests/Clearances .....	30
Violent Crime Summary.....	30
Offenses .....	30
Arrests/Clearances .....	30
Property Crime Summary .....	31
Offenses .....	31
Arrests/Clearances .....	31
Total Arrest Summary .....	31
State Crime Index.....	32
Index Crime Comparison .....	33
Value of Property Loss by Offense .....	34
Type and Value of Property Stolen and Recovered.....	34
<b>PART I – INDEX CRIMES</b> .....	<b>36-62</b>
<b>Murder and Non-Negligent Manslaughter</b> .....	<b>38-42</b>
Definition.....	38
2017 Summary.....	38
Arrests/Clearances .....	38

Murder by Month .....	39
Murder by Day of Week .....	39
Murder by Time of Day .....	40
Murder Distribution by Circumstance .....	40
Murder by Type of Weapon Used .....	41
Murder Distribution by Relationship .....	41
Murder Victim by Age, Sex, Race, and Ethnic Origin .....	42
<b>Rape.....</b>	<b>43-44</b>
Definition.....	43
2017 Summary.....	43
Arrests/Clearances .....	42
Rape by Month .....	44
<b>Robbery .....</b>	<b>45-46</b>
Definition.....	45
2017 Summary.....	45
Arrests/Clearances .....	45
Robbery by Location and Value .....	46
Robbery by Month and Weapon Used .....	46
<b>Aggravated Assault .....</b>	<b>47-48</b>
Definition.....	47
2017 Summary.....	47
Arrests/Clearances .....	47
Assaults by Weapons Used .....	48
Assaults by Month .....	48
<b>Burglary .....</b>	<b>49-50</b>
Definition.....	49
2017 Summary.....	49
Arrests/Clearances .....	49
Burglary by Location, Time of Day, and Value .....	50
Burglary by Month and Means of Entry .....	50
<b>Larceny-theft .....</b>	<b>51-53</b>
Definition.....	51
2017 Summary.....	51
Arrests/Clearances .....	51
Larceny-theft by Type by Month .....	52
Larceny-theft by Value by Month .....	52
Larceny-theft by Classification and Value .....	52
Additional Analysis of Larceny-theft.....	53
<b>Motor Vehicle Theft.....</b>	<b>54-55</b>
Definition.....	54
2017 Summary.....	54
Arrests/Clearances .....	54
Recovered Motor Vehicles.....	54
Motor Vehicle Thefts by Month.....	55
Motor Vehicle Thefts by Type of Vehicle .....	55
<b>Arson .....</b>	<b>56-58</b>
Definition.....	56
2017 Summary.....	56

Arrests/Clearances .....	56
Arson by Property Classification .....	57
Value of Property Damage .....	57
Arson Offenses by Property Type .....	58
<b>Human Trafficking.....</b>	<b>59-60</b>
Definition.....	59
2017 Summary.....	59
Arrests/Clearances .....	59
Human Trafficking by Month .....	60
 <b>COUNTY OFFENSE AND SUPPLEMENTAL DATA .....</b>	 <b>62-67</b>
Index Crimes by County.....	64
Analysis of Robbery, Burglary, and Larceny-theft by County .....	65
Value (In Dollars) of Property Stolen by Crime by County .....	66
Type and Value (In Dollars) of Property Stolen and Recovered by County .....	67
 <b>STATE ARREST DATA .....</b>	 <b>68-78</b>
Arrest Summary .....	70
Arrest by Age Group .....	70
Total Arrests by Offense, Race, and Ethnic Origin .....	71
Juvenile Arrests by Offense, Race, and Ethnic Origin .....	72
Adult Arrests by Offense, Race, and Ethnic Origin.....	73
Total Arrests by Age.....	74
Juvenile Male Arrests .....	75
Juvenile Female Arrests.....	76
Adult Male Arrests.....	77
Adult Female Arrests .....	78
 <b>COUNTY ARREST DATA.....</b>	 <b>80-112</b>
Apache County.....	82-83
Cochise County .....	84-85
Coconino County .....	86-87
Gila County.....	88-89
Graham County.....	90-91
Greenlee County.....	92-93
La Paz County.....	94-95
Maricopa County .....	96-97
Mohave County .....	98-99
Navajo County.....	100-101
Pima County.....	102-103
Pinal County .....	104-105
Santa Cruz County .....	106-107
Yavapai County .....	108-109
Yuma County.....	110-111
Police Disposition of Juveniles by County .....	112
 <b>AGENCY ARREST DATA.....</b>	 <b>114-118</b>

---

<b>LAW ENFORCEMENT OFFICERS KILLED AND ASSAULTED (LEOKA)</b> .....	<b>120-126</b>
Overview .....	122
2017 Summary.....	122
Clearances.....	122
Officers Assaulted Based on Injury vs. Non-Injury.....	123
Officer Assaults by Type of Weapon Used .....	123
Officer Assaults by Time of Day .....	124
Officer Assaults by Frequency Distribution.....	125
Officer Assaults by Distribution by County.....	126
<b>BIAS CRIME DATA</b> .....	<b>127-131</b>
Overview .....	129
Bias Offenses – Five Year Comparison.....	129
Bias Offenses by Quarter.....	130
Bias Motivation by Quarter .....	130
Bias Offenses by County by Quarter.....	131
Bias Offenses by Agency by Quarter.....	131
Bias Offenses by Type by Agency.....	132
<b>TERMS AND DEFINITIONS</b> .....	<b>133-137</b>



# ARIZONA DEPARTMENT OF PUBLIC SAFETY

2102 WEST ENCANTO BLVD. P.O. BOX 6638 PHOENIX, ARIZONA 85005-6638 (602) 223-2000

*"Courteous Vigilance"*

**DOUGLAS A. DUCEY** **FRANK L. MILSTEAD**  
Governor Director

## FOREWORD

The Arizona Department of Public Safety is pleased to participate in and serve as the coordinating agency for the Arizona Uniform Crime Reporting Program. This publication is produced by the Arizona Department of Public Safety, Access Integrity Unit.

The purpose for the Crime in Arizona report is to provide statistical data regarding the nature and extent of crime throughout the state. This report does not draw conclusions as to the causes of crime. However, the report does provide the vital information necessary to assist law enforcement agencies, government, and the public in their approach to crime in our state.

This report is a culmination of a joint effort by our state's local law enforcement agencies to collect and organize crime data. It is intended to provide a basic understanding of Arizona crime problems, their characteristics, and the law enforcement actions taken to address these matters.

Sincere appreciation is expressed to all Arizona law enforcement agencies who have contributed to this publication.

A handwritten signature in black ink, appearing to read "Frank L. Milstead".

Colonel Frank L. Milstead  
Director



This page has been intentionally left blank.

## DEDICATION

This publication is dedicated to the memory of the following Arizona law enforcement Officers who gave the ultimate sacrifice while performing their duties during 2017.



### **K9 Fozzie**

Scottsdale Police Department  
End of Watch: October 12, 2017

### **Officer Paul Lazinsky #3227**

El Mirage Police Department  
End of Watch: December 12, 2017

This page has been intentionally left blank.

A desert landscape at sunset. In the foreground, a large saguaro cactus stands on the left. The sky is filled with colorful clouds, transitioning from deep blue at the top to vibrant orange and red near the horizon. The sun is low on the horizon, creating a bright glow. In the distance, a range of mountains is visible under the twilight sky.

# UNIFORM CRIME REPORTING SYSTEM



This page has been intentionally left blank.

---

# UNIFORM CRIME REPORTING SYSTEM

---

## OVERVIEW

The Uniform Crime Reporting (UCR) Program has been the starting place for law enforcement executives, students of criminal justice, researchers, members of the media and the public at large seeking information on crime in the nation. The program was conceived in 1929 by the International Association of Chiefs of Police (IACP) to meet the need for reliable uniform crime statistics for the nation. In 1930, the Federal Bureau of Investigation (FBI) was tasked with collecting, publishing and archiving those statistics.

Today, four annual publications, [Crime in the United States](#), [National Incident-Based Reporting System](#), [Law Enforcement Officers Killed and Assaulted](#) and [Hate Crime Statistics](#) are produced from data received from over 18,000 city, university/college, county, state, tribal and federal law enforcement agencies voluntarily participating in the program. The crime data are submitted either through a state UCR Program or directly to the FBI's UCR Program.

In addition to these reports, information is available on the Law Enforcement Officers Killed and Assaulted (LEOKA) Program and the Hate Crime Statistics Program, as well as the traditional Summary Reporting System (SRS) and the National Incident-Based Reporting System (NIBRS).

## ARIZONA UCR PROGRAM

The Arizona UCR program first began receiving voluntary crime statistics from local law enforcement agencies in January 1975. Prior to this date, agencies submitted their crime data directly to the FBI. The Arizona Department of Public Safety is responsible for administrating the UCR program and providing necessary assistance and training to the contributing law enforcement agencies.

After the 1992 Arizona legislative session, participation in the UCR program became mandatory. Arizona Revised Statute (A.R.S.) [§ 41-1750\(A\)\(2\)](#) states that the Department of Public Safety shall:

"Collect information concerning the number and nature of offenses known to have been committed in this state and of the legal steps taken in connection with these offenses, such other information that is useful in the study of crime and in the administration of criminal justice and all other information deemed necessary to operate the statewide uniform crime reporting program and to cooperate with the federal government uniform crime reporting program."

Further, A.R.S. [§ 41-1750\(D\)](#) states:

"The chief executive officers of law enforcement agencies of this state or its subdivisions shall provide to the central state repository such information as necessary to operate the statewide uniform crime reporting program and to cooperate with the federal government uniform crime reporting program."

Statistics are received from local police agencies, county sheriff's offices, college and university campus police, and state police agencies. Federal agencies and tribal police agencies do not report to the Arizona UCR program and therefore, are not included in this publication.

The goal of this publication is to identify the nature and extent of criminal activity in this state. This information will not in itself prevent crime, but it may encourage all segments of society, by

understanding the problem, to work together with law enforcement agencies to reduce crime through more effective enforcement.

## CRIME FACTORS

Statistics gathered under the UCR are submitted by the law enforcement agencies of Arizona and represent a spectrum of Arizona crime on statewide, local, and county levels. Awareness of the presence of certain crime statistics presented is necessary if fair and equitable conclusions are to be drawn. These crime-influencing factors are present, to some degree, in every community and their presence affects, in varying degrees, the crime developments of the community. Comparison of crime figures between communities should not be made without first considering the individual factors present in each community. Population size is the only correlate of crime utilized in this publication. While the other factors listed above are of equal concern, no attempt is made to relate them to the data listed. The reader is, therefore, cautioned against comparing statistical data of individual reporting units from cities, counties, metropolitan areas, states, or colleges and universities solely based on their population coverage or student enrollment.

Set forth below are some of the conditions which will, by type and volume, affect the crime that occurs from place to place:

- Population density and degree of urbanization.
- Variations in composition of the population, particularly youth concentration.
- Stability of population with respect to residents' mobility, commuting patterns, and transient factors.
- Modes of transportation and highway systems.
- Economic conditions, including median income, poverty level, and job availability.
- Cultural factors and educational, recreational, and religious characteristics.
- Family conditions with respect to divorce and family cohesiveness.
- Climate, including seasonal weather changes.
- The effective strength of law enforcement agencies.
- Administrative and investigative emphases of law enforcement.
- Policies of other components of the criminal justice system (i.e., prosecutorial, judicial, correctional, and probational).
- Citizens' attitudes toward crime.
- Crime reporting practices of the citizenry.

## SCORING OF OFFENSES

Only the number of those offenses for Part I crimes and simple assault are scored (counted) under the UCR program. The method of scoring offenses varies with the type of crime committed, and it is important to remember that the number of offenders does not determine the number of offenses.

For murder and non-negligent manslaughter, negligent manslaughter, rape, aggravated assault and simple assault, one offense is scored for each victim, regardless of the number of offenders involved. For example, two offenders could be involved in the murder of one victim and, in this case, only one murder would be scored.

For robbery and larceny-theft, one offense is scored for each distinct operation which is separate in time and place. The number of victims in any one operation does not determine the number of

offenses. For example, if seven patrons in a bar are robbed, only one robbery would be counted. However, if the offender then leaves the bar and robs a passer-by, a second offense would be counted.

For burglary, one offense is scored for each structure which is illegally entered. For UCR purposes, a structure is generally defined as an enclosed, permanently occupied area. However, when the structure is an apartment complex, business or office building in which units are leased for a period of time, one offense is counted for each unit burglarized. The illegal entry of those structures used for the housing of a transient population, such as hotel rooms or boarding houses, are scored as one burglary regardless of the number of rooms entered.

For motor vehicle theft, one offense is scored for each vehicle stolen. For UCR purposes, a motor vehicle is defined as a self-propelled vehicle that runs on land and not rails.

For arson, one offense is scored for each occurrence even if a more serious offense occurred as the result of the arson. Additionally, any attempts to commit any of the above offenses are also counted under the appropriate offense category with the exception of attempted murder which is listed under aggravated assault.

For multiple offenses that occur in one crime incident, only the most serious offense is counted. The exceptions are arson and human trafficking (which is always counted) and a combination of larceny-theft and motor vehicle theft (the motor vehicle theft will be counted). Part I offenses are ranked according to seriousness and appear in order from most serious to least serious under Offense Definitions. A Part II offense that occurs in conjunction with Part I offenses or by itself is not counted.

## **CLEARANCES**

An offense is considered cleared (solved) when at least one offender is arrested for a crime, even though several may have been involved. Offenses may also be cleared by exceptional means when the offender: Commits suicide; makes a dying declaration; confesses while in custody or serving time for another crime; is prosecuted in another jurisdiction for the same offense; is a juvenile who is handled by notifying the parents; when the victim refuses to prosecute; or another jurisdiction refuses to extradite the offender. Clearances are counted as "adult" or "juvenile." A "juvenile" clearance is counted only when juveniles are exclusively involved in the commission and clearance of an offense. If the arrest of both adults and juveniles results in a clearance, it is counted as an "adult" clearance only.

## **PROPERTY STOLEN AND RECOVERED**

The figures for the value of property stolen and recovered report the value at each point in time. Although property can increase in value over time, it is more likely that stolen property will be recovered in a damaged condition. Therefore, recovery value does not necessarily represent a "clearance rate" for stolen property, and one cannot use it to determine law enforcement effectiveness in recovering stolen goods.

Because stolen and recovered property figures indicate thefts and recoveries in the current year, it is important to note that recovered property may have been stolen in a previous year. In addition, the type and value of stolen or recovered property is reported only for Part I offenses and does not include such Part II offenses as fraud, forgery or embezzlement.



## ARRESTS

Arrest information is collected for all Part I and Part II offenses according to the age, sex, race, and ethnic origin of the offender. It is not possible, however, to correlate race or ethnic origin with the sex of the offender or specific ages because the information is collected independently, thus limiting analysis. Furthermore, arrest figures cannot be directly related to the number of crimes cleared because arrest totals count all the offenders who have been arrested even if several were involved in the commission of a single offense. Therefore, arrest and clearance totals will only be equal by coincidence.

It should be kept in mind that arrest totals do not indicate the number of different offenders involved in the commission of a crime. A total of four arrests may represent the arrest of four different offenders or the arrest of the same offender on four different occasions. Also, arrest totals do not indicate the number of charges placed against an offender at the time of the arrest.

## UCR OFFENSE INFORMATION

In Arizona’s UCR Program, contributing law enforcement agencies are wholly responsible for compiling their own crime reports and submitting them to the Arizona Department of Public Safety’s Access Integrity Unit. To maintain quality and uniformity in data received, the Access Integrity Unit furnishes to the contributing agencies continuous training and instruction in UCR procedures. All contributors are also furnished with the FBI’s Summary Reporting System (SRS) User Manual which outlines in detail procedures for scoring and classifying offenses. Monthly, law enforcement agencies (state, county and local) report the number of offenses that become known to them during the month.

For practical purposes, the reporting of offenses known is limited to the following crime classifications because they are the most serious and most commonly reported crimes occurring in all areas of the United States. Together, they serve as a gauge of the level and scope of crimes occurring across the country. They are divided into two parts; Part I and Part II. Information on the number of Part I offenses known to law enforcement, the number of clearances, and the number of persons arrested is reported each month. Only arrest data is reported for Part II offenses.

### *Part I and Part II Offenses*

Part I Offenses	Part II Offenses
Criminal Homicide	Other Assaults
Rape	Forgery and Counterfeiting
Robbery	Fraud
Aggravated Assault	Embezzlement
Burglary	Stolen Property: Buying, Receiving, Possessing
Larceny-theft (except motor vehicle theft)	Vandalism
Motor Vehicle Theft	Weapons: Carrying, Possessing, etc.
Arson	Prostitution
Human Trafficking, Commercial Sex Act	Prostitution and Commercialized Vice
Human Trafficking, Involuntary Servitude	Assisting or Promoting Prostitution
	Purchasing Prostitution
	Sex Offenses (except Rape and Prostitution Offenses)
	Drug Abuse Violations
	Gambling
	Offenses Against the Family and Children
	Driving Under the Influence

Liquor Laws  
Drunkenness  
Disorderly Conduct  
Vagrancy  
All Other Offenses  
Suspicion  
Curfew and Loitering Laws (Persons under 18)  
Runaways (Persons under 18)

This page has been intentionally left blank.

The background of the slide is a close-up, slightly blurred image of the United States flag, showing the stars and stripes in shades of red, white, and blue.

# **NATIONAL INCIDENT-BASED REPORTING SYSTEM**



This page has been intentionally left blank.

---

# NATIONAL INCIDENT-BASED REPORTING SYSTEM

---

## OVERVIEW

Due to a rapidly changing data processing environment, the FBI UCR Program and its partners within the law enforcement community recognized the need for a more detail-oriented crime data collection. The National Incident-Based Reporting System (NIBRS) was implemented in 1989 to improve the quantity and quality of crime data collected by law enforcement by capturing more detailed information on each single crime occurrence. It was designed for law enforcement at its request. The NIBRS does not require law enforcement to collect additional data, but simply to delineate and use data already being collected. The NIBRS provides a more comprehensive view of crime in the United States and offers greater flexibility in data compilation and analysis.

The NIBRS captures specific details about crimes and criminals through incident-based reporting. These details include the date, time, location, and circumstance of the incident. Additionally, characteristics of the victim and offender such as the age, sex, race, and ethnicity are collected along with information about their relationship; any involvement of weapons or drugs; details of property loss; whether the crime was motivated by bias; and if a computer was utilized to perpetuate certain types of crimes. Additionally, the NIBRS provides more robust information on officer assaults. Other enhancements to the NIBRS include a collection of cargo theft data, human trafficking offenses, animal cruelty, expansion of the property and location codes, and redefining the race and ethnicity codes. When used to its full potential, the NIBRS identifies when and where crime occurs, what form it takes, and the characteristics of its victims and offenders.

## BENEFITS OF NIBRS

The NIBRS produces more detailed, accurate, and meaningful data than the Summary reporting system. Armed with such information, law enforcement can better make a case to acquire the resources needed to fight crime. It has the capability of furnishing information on nearly every major criminal justice issue facing law enforcement today, including terrorism, white collar crime, weapons offenses, missing children where criminality is involved, drug/narcotics offenses, drug involvement in all offenses, hate crimes, spouse abuse, elderly abuse, child abuse, domestic violence, juvenile crime/gangs, parental kidnapping, organized crime, pornography, driving under the influence, and alcohol-related offenses.

Using the NIBRS, legislators, municipal planners/administrators, academicians, sociologists, and the public will have access to more comprehensive crime information than the traditional Summary reporting system can provide. The NIBRS also enables agencies to find similarities in crime-fighting problems so that agencies can work together to develop solutions or discover strategies for addressing the issues.

Participation of local law enforcement agencies in NIBRS is important for producing a highly accurate representation of crime. Crime data accuracy and completeness provide important snapshots of crime at all levels of law enforcement: local, regional, county, state, and national. The crucial starting point of this crime reporting process is at the local level.

The vision for the NIBRS is to become the law enforcement community's standard for quantifying crime, further supporting the mission of the FBI UCR Program, which is "provides national crime data management standards and services to inform, educate, and strengthen communities through Uniform Crime Reporting."

In 2003, Arizona began moving from summary-based reporting to incident-based reporting by obtaining a state-level NIBRS repository. In August of 2004, Arizona became certified to report crime data through the NIBRS by the FBI. Currently, there are six local agencies who have been certified as meeting all the requirements for NIBRS reporting and are now submitting NIBRS-only data.

### NIBRS VS. SUMMARY REPORTING

Most of the general concepts for collecting, scoring and reporting UCR data in the [Summary Reporting System Manual](#) (2013) remain applicable in the NIBRS. For example, the jurisdictional rules for collecting data from city, county, state, tribal and federal law enforcement agencies and the conditions under which a state UCR Program must operate remain the same. The [NIBRS User Manual](#) (2019), provides a comprehensive look at the NIBRS and combines the old requirements retained from the traditional UCR Program with the new NIBRS requirements.

The NIBRS has much more detail in its reporting system than the traditional Summary reporting system. In the NIBRS, agencies collect offense information on 46 crimes known as Group A offenses; in the Summary reporting system, agencies collect offense information on eight crimes known as Part I offenses.

In the Summary reporting system, the “Hierarchy Rule” governs multiple offense reporting. If more than one crime was committed by the same person or group of persons and the time and space intervals separating the crimes were insignificant, then the crime highest in the hierarchy is the only offense reported. However, in the NIBRS, if more than one crime was committed by the same person or group of persons and the time and space intervals were insignificant, all the crimes are reported as offenses within the same incident.

The Summary reporting system has two crime categories: Crimes Against Persons (e.g., murder, rape, and aggravated assault) and Crimes Against Property (e.g., robbery, burglary, and larceny-theft). In the NIBRS, a third crime category was added, Crimes Against Society, to represent society’s prohibitions against certain types of activities (e.g., drug or narcotic offenses).

The NIBRS collects information about crimes committed using a computer; the Summary reporting system does not. The NIBRS collects more comprehensive data about drug offenses than the Summary reporting system.

### NIBRS OFFENSE INFORMATION

NIBRS is an incident-based reporting system designed to collect data on each single crime occurrence and on each incident and arrest within the occurrence. The most significant difference between NIBRS and the traditional UCR system is the degree of detail in reporting.

Unlike the current, or summary, UCR system that collects only eight Part I crimes, NIBRS collects 23 Group A crime categories made up of 49 Group A offenses. In addition to the Group A offenses, there are 10 Group B offenses categories. They encompass all the crimes not considered Group A offenses.

#### *Group A and Group B Offenses*

Group A Offenses	Group B Offenses
Arson	Bad Checks
Assault Offenses	Curfew/Loitering/Vagrancy Violations

<ul style="list-style-type: none"> <li>Aggravated Assault</li> <li>Simple Assault</li> <li>Intimidation</li> </ul>	<ul style="list-style-type: none"> <li>Disorderly Conduct</li> <li>Driving Under Influence</li> <li>Drunkenness</li> <li>Family Offenses, Nonviolent</li> <li>Liquor Law Violations</li> <li>Peeping Tom</li> <li>Runaway</li> <li>Trespass of Real Property</li> <li>All Other Offenses</li> </ul>
<b>Bribery</b>	
<b>Burglary</b>	
<b>Counterfeiting/Forgery</b>	
<b>Destruction/Damage/Vandalism</b>	
<b>Drug/Narcotic Offenses</b>	
<ul style="list-style-type: none"> <li>Drug/Narcotic Violations</li> <li>Drug Equipment Violations</li> </ul>	
<b>Embezzlement</b>	
<b>Extortion/Blackmail</b>	
<b>Fraud Offenses</b>	
<ul style="list-style-type: none"> <li>False pretenses/Swindle/Confidence Game</li> <li>Credit Card/Automatic Teller Machine Fraud</li> <li>Impersonation</li> <li>Welfare Fraud</li> <li>Wire Fraud</li> </ul>	
<b>Gambling Offenses</b>	
<ul style="list-style-type: none"> <li>Betting/Waging</li> <li>Operating/Promoting/Assisting Gambling</li> <li>Gambling Equipment Violations</li> <li>Sports Tampering</li> </ul>	
<b>Homicide Offenses</b>	
<ul style="list-style-type: none"> <li>Murder and Non-Negligent Manslaughter</li> <li>Negligent Manslaughter</li> <li>Justifiable Homicide</li> </ul>	
<b>Human Trafficking</b>	
<ul style="list-style-type: none"> <li>Human Trafficking, Commercial Sex Acts</li> <li>Human Trafficking, Involuntary Servitude</li> </ul>	
<b>Kidnapping/Abduction</b>	
<b>Larceny-Theft Offenses</b>	
<ul style="list-style-type: none"> <li>Pocket-picking</li> <li>Purse-snatching</li> <li>Shoplifting</li> <li>Theft from Building</li> <li>Theft from Coin-operated Machine or Device</li> <li>Theft from Motor Vehicle</li> <li>Theft of Motor Vehicle Parts or Accessories</li> <li>All Other Larceny</li> </ul>	
<b>Motor Vehicle Theft</b>	
<b>Pornography/Obscene Material</b>	
<b>Prostitution Offenses</b>	
<ul style="list-style-type: none"> <li>Prostitution</li> <li>Assisting or Promoting Prostitution</li> </ul>	
<b>Robbery</b>	
<b>Sex Offenses</b>	
<ul style="list-style-type: none"> <li>Rape</li> <li>Sodomy</li> <li>Sexual Assault with an Object</li> <li>Fondling</li> </ul>	
<b>Sex Offenses, Non-forcible</b>	
<ul style="list-style-type: none"> <li>Incest</li> <li>Statutory Rape</li> </ul>	
<b>Stolen Property Offenses</b>	
<b>Weapon Law Violations</b>	



Law enforcement agencies use data elements and data values to report data to the FBI UCR Program via the NIBRS. Additional information about reporting requirements and specifications for submitting data to the NIBRS is in the [NIBRS Technical Specification](#). A data element is the smallest named item of data which conveys meaningful information or condenses a lengthy description into a short code.

Law enforcement agencies should use a series of the 58 established data elements, i.e., data fields, within each segment of the Group A Incident Report and in the Group B Arrest Report to describe the details of each component of crime.

1	Originating Agency Identifier (ORI)	25C	Officer – ORI Other Jurisdiction
2	Incident Number	26	Age of Victim
2A	Cargo Theft	27	Sex of Victim
3	Incident Date	28	Race of Victim
4	Cleared Exceptionally	29	Ethnicity of Victim
5	Exceptional Clearance Date	30	Resident Status of Victim
6	UCR Offense Code	31	Aggravated Assault/Homicide Circumstances
7	Offense Attempted/Completed	32	Additional Justifiable Homicide Circumstances
8	Offender Suspected of Using	33	Type Injury
8A	Bias Motivation	34	Offender Number to be Related
9	Location Type	35	Relationship of Victim to Offender
10	Number of Premises Entered	36	Offender (Sequence) Number
11	Method of Entry	37	Age of Offender
12	Type of Criminal Activity/Gang Information	38	Sex of Offender
13	Type of Weapon/Force Involved	39	Race of Offender
14	Type Property Loss/Etc.	39A	Ethnicity of Offender
15	Property Description	40	Arrestee Sequence Number
16	Value of Property	41	Arrest Transaction Number
17	Date Recovered	42	Arrest Date
18	Number of Stolen Motor Vehicles	43	Type of Arrest
19	Number of Recovered Motor Vehicles	44	Multiple Arrestee Segments Indicator
20	Suspected Drug Type	45	UCR Arrest Offense Code
21	Estimated Drug Quantity	46	Arrestee Was Armed With
22	Type Drug Measurement	47	Age of Arrestee
23	Victim (Sequence) Number	48	Sex of Arrestee
24	Victim Connected to UCR Offense Code	49	Race of Arrestee
25	Type of Victim	50	Ethnicity of Arrestee
25A	Type of Officer Activity/Circumstance	51	Resident Status (of Arrestee)
25B	Officer Assignment Type	52	Disposition of Arrestee Under 18

Currently, the following Arizona law enforcement agencies participate in the NIBRS program: Apache Junction Police Department; Gilbert Police Department; Huachuca City Police Department; Wellton Police Department; Yuma County Sheriff’s Office; and Yuma Police Department. Until the Arizona UCR Program can collect a preponderance of data via the NIBRS, it will continue to convert the NIBRS statistics it receives to the traditional summary reporting system format for the Crime in Arizona publication. Effective January 21, 2021, the FBI will transition from summary crime reporting (SRS) to the NIBRS.



# **SUMMARY OF STATE CRIME DATA**

This page has been intentionally left blank.

# ARIZONA CRIME CLOCK

The Arizona Crime Clock should be viewed with care. Being the most aggregated representation of UCR data, it is designed to convey the annual reported crime experience by showing the relative frequency of occurrence of the offenses. This mode of the display should not be taken to imply a regularity in the commission of offenses; rather, it represents the annual ration of crime to affixed time intervals.

One  
**MURDER**  
every 23 hours 48 minutes

One  
**RAPE**  
every 2 hours 40 minutes

One  
**ROBBERY**  
every 1 hour 12 minutes

One  
**AGGRAVATED ASSAULT**  
Every 27 minutes 01 second

One  
**HUMAN TRAFFICKING**  
every 90 hours 01 minutes

One  
**VIOLENT CRIME**  
every 17 minutes 14 seconds

One  
**MAJOR CRIME**  
every 2 minutes 16 seconds

One  
**BURGLARY**  
every 14 minutes 29 seconds

One  
**LARCENY-THEFT**  
every 3 minutes 39 seconds

One  
**MOTOR VEHICLE THEFT**  
every 29 minutes 24 seconds

One  
**ARSON**  
every 8 hours 41 minutes

One  
**PROPERTY CRIME**  
every 2 minutes 37 seconds

## ARIZONA CRIME CYCLE

The following represents the approximate number of Crime Index Offenses that were reported to Arizona law enforcement agencies every 24 hours during 2017.

1	MURDER
9	RAPES
20	ROBBERIES
53	AGGRAVATED ASSAULTS
100	BURGLARIES
394	LARCENY-THEFTS
50	MOTOR VEHICLE THEFTS
3	ARSONS
0	HUMAN TRAFFICKING

## STATE CRIME SUMMARY

---

### CRIME INDEX

- There were 229,977 Crime Index Offenses reported in 2017.
- December recorded the highest incidence of offenses with 21,481 while February recorded the lowest incidence of offenses with 17,218.
- The value of property stolen was \$199,752,574.
- The value of property recovered was \$52,635,931 for a recovery rate of 26.4 percent.
- Stolen motor vehicles accounted for 37.2 percent of the total stolen property and 84.1 percent of the total recovered property.
- The crime rate for 2017 for Arizona was 3,333.0 crimes per 100,000 population based on an estimated population of 6,965,897.

### ARRESTS / CLEARANCES

- During 2017, a total of 47,552 persons were arrested for index offenses.
- Adult index arrests were 41,565 and juvenile arrests were 5,987.
- Males accounted for 70.5 percent of the index arrests and females accounted for 30.6 percent.
- There were 44,418 clearances, or 19.3 percent, of index offenses reported in 2017. Juveniles represented 8.7 percent of this total.

## VIOLENT CRIME SUMMARY

---

### OFFENSES

- There were 30,509 violent crimes reported in 2017.
- Violent crimes accounted for 13.3 percent of the total Crime Index.
- The highest number of violent crimes was reported in August with 2,873 offenses while the lowest number was reported in February with 2,176 offenses.
- Aggravated assault accounted for the largest incidence of violent crimes with 19,483 offenses while Human Trafficking accounted for the smallest with 99 offenses.
- The value of property stolen was \$3,450,488.
- The crime rate was 442.2 offenses per 100,000 population.

### ARRESTS / CLEARANCES

- There were 11,572 arrests for violent crimes in 2017.
- Adult arrests were 10,357 and juvenile arrests were 1,215.
- Males accounted for 82.0 percent and females accounted for 18.5 percent.
- There were 11,036 clearances, or 36.2 percent, of violent crimes reported in 2017. Juveniles represented 8.7 percent of this total.



## PROPERTY CRIME SUMMARY

---

### OFFENSES

- There were 199,468 property crimes reported in 2017.
- Property crimes accounted for 86.7 percent of the total crime index.
- The highest number of property crimes was reported in December with 18,775 offenses while the lowest number was reported in February with 15,042 offenses.
- Larceny-theft accounted for the largest incidence of property crimes with 143,742 offenses while arson accounted for the smallest with 1,016 offenses.
- The value of property stolen was \$196,302,086.
- The crime rate was 2,890.8 offenses per 100,000 population.

### ARRESTS/CLEARANCES

- There were 35,980 arrests for property crimes in 2017.
- Adult arrests were 31,208 and juvenile arrests were 4,772.
- Males accounted for 66.7 percent and females accounted for 34.4 percent.
- There were 33,382 clearances, or 18.0 percent, of property crimes reported in 2017. Juveniles represented 8.8 percent of this total.

## TOTAL ARREST SUMMARY

---

- There were 257,062 persons arrested in 2017.
- Adult arrests were 230,764 and juvenile arrests were 26,298.
- Males accounted for 72.6 percent and females accounted for 27.4 percent.
- Part I offenses accounted for 47,552 arrests.
- Part II offenses accounted for 209,510 arrests.

## STATE CRIME INDEX

Offenses	Number of Index Offenses	Percent Distribution	Number of Offenses Cleared	Percent of Offenses Cleared
<b>Murder</b>	369	0.2%	247	66.9%
<b>Rape</b>	3,279	1.4%	490	14.9%
Rape	3,043	1.3%	446	14.7%
Attempted Rape	236	0.1%	44	18.6%
<b>Robbery</b>	7,279	3.2%	1,631	22.4%
Firearm	3,095	1.3%	680	22.0%
Knife or Cutting Instrument	826	0.4%	193	23.4%
Other Dangerous Weapon	793	0.3%	165	20.8%
Strong Arm (Hands, Fists, Feet)	2,565	1.1%	593	23.1%
<b>Aggravated Assault</b>	19,483	8.5%	8,627	44.3%
Firearm	5,219	2.3%	1,630	31.2%
Knife or Cutting Instrument	3,023	1.3%	1,531	50.6%
Other Dangerous Weapon	5,002	2.2%	2,415	48.3%
Strong Arm (Hands, Fists, Feet)	6,239	2.7%	3,051	48.9%
<b>Burglary</b>	36,448	15.8%	3,534	9.7%
Forcible Entry	20,079	8.7%	1,519	7.6%
Unlawful Entry-No Force	14,017	6.1%	1,839	13.1%
Attempted Forcible Entry	2,352	1.0%	176	7.5%
<b>Larceny-Theft</b>	143,742	62.5%	27,632	19.2%
<b>Motor Vehicle Theft</b>	18,262	7.9%	2,000	11.0%
Automobiles	12,656	5.5%	1,527	12.1%
Trucks and Buses	3,343	1.5%	274	8.2%
Other Vehicles	2,263	1.0%	199	8.8%
<b>Arson</b>	1,016	0.4%	216	21.3%
<b>Human Trafficking</b>	99	0.0%	41	41.1%
<b>TOTAL CRIME INDEX</b>	<b>229,977</b>	<b>100.0%</b>	<b>44,418</b>	<b>19.3%</b>
Violent Crime	30,509	13.3%	11,036	36.2%
Property Crime	199,468	86.7%	33,382	16.7%

## INDEX CRIME COMPARISON\*

Index Offenses		Number of Offenses	Number of Offenses Cleared	Percent of Offenses Cleared
Murder	2016	331	194	58.61
	2017	360	259	71.94
	Percent Change	8.76	33.51	-18.53
Rape	2016	2,944	552	18.75
	2017	3,193	464	14.53
	Percent Change	8.46	-15.94	29.04
Robbery	2016	6,813	1,667	24.47
	2017	7,155	1,601	22.38
	Percent Change	5.02	-3.96	9.34
Aggravated Assault	2016	16,722	7,153	42.78
	2017	18,727	8,232	43.96
	Percent Change	11.99	15.08	-2.68
Burglary	2016	35,068	3,216	9.17
	2017	34,148	3,223	9.44
	Percent Change	-2.62	.22	-2.86
Larceny-Theft	2016	142,557	28,909	20.28
	2017	139,749	26,707	19.11
	Percent Change	-1.97	-7.62	6.12
Motor Vehicle Theft	2016	17,252	1,927	11.17
	2017	17,551	1,804	10.28
	Percent Change	1.73	-6.38	8.66
Arson	2016	933	221	23.69
	2017	940	191	20.32
	Percent Change	.75	-13.57	16.58
Human Trafficking	2016	19	6	31.58
	2017	99	41	41.41
	Percent Change	421.05	583.33	-23.74
<b>TOTAL INDEX CRIMES</b>	<b>2016</b>	<b>222,639</b>	<b>43,834</b>	<b>19.69</b>
	<b>2017</b>	<b>221,922</b>	<b>42,501</b>	<b>19.15</b>
	<b>Percent Change</b>	<b>-.32</b>	<b>-3.04</b>	<b>2.82</b>

\*For the purposes of this comparison chart only, the statistics from the following agencies have been excluded as they were unable to provide complete data for 2016 and/or 2017: Apache County Sheriff's Office, Arizona Western College PD, Benson PD, Bisbee PD, Casa Grande PD, Chino Valley PD, Clifton PD, El Mirage, Fredonia Marshal's Office, Gila County Sheriff's Office, Hayden PD, Huachuca City PD, La Paz County Sheriff's Office, Mammoth PD, Mohave County Sheriff's Office, Parker PD, Pima College PD, Quartzsite PD, Santa Cruz County Sheriff's Office, Sedona PD, South Tucson PD, Superior PD, Tolleson PD, Tombstone PD, Wellton PD and Yavapai College PD.

*(Figures for 2016 may have been updated and therefore may vary from previously published statistics.)*

## VALUE OF PROPERTY LOSS BY OFFENSE

Offense	Number of Offenses	Distribution	(\$ Value of Property Stolen	Distribution	Average (\$) Value
Murder	369	0.2%	\$20,273	0.01%	\$54.94
Rape	3,279	1.6%	\$8,808	0.00%	\$2.69
Robbery	7,279	3.5%	\$3,421,407	1.71%	\$470.03
Burglary	36,448	17.4%	\$53,027,933	26.55%	\$1,454.89
Larceny-Theft	143,742	68.7%	\$68,999,606	34.54%	\$480.02
Motor Vehicle Theft*	18,262	8.7%	\$74,274,547	37.18%	\$4,067.16
<b>TOTAL</b>	<b>209,379</b>	<b>100.0%</b>	<b>\$199,752,574</b>	<b>100.00%</b>	<b>\$954.02</b>

\*Motor vehicles that were stolen in conjunction with a more “serious” index offense such as Robbery or Burglary are not included in this count. This count represents only those instances in which motor vehicle theft was the only or most “serious” offense committed. The total value shown here reflects the value of all property stolen during the commission of the offense (i.e., not just the value of each vehicle).

## TYPE AND VALUE OF PROPERTY STOLEN AND RECOVERED

Type of Property	(\$ Value Stolen	Distribution	(\$ Value Recovered	Percent Recovered
Currency and Notes	\$13,710,749	6.9%	\$269,898	2.0%
Jewelry and Precious Metals	\$26,494,937	13.3%	\$724,982	2.7%
Clothing and Furs	\$4,616,563	2.3%	\$466,684	10.1%
Locally Stolen Motor Vehicles	\$77,294,988	38.7%	\$44,265,557	57.3%
Office Equipment	\$5,943,915	3.0%	\$349,573	5.9%
TVs, Radios, Cameras, Etc.	\$5,406,871	2.7%	\$267,176	4.9%
Firearms	\$2,688,730	1.3%	\$386,254	14.4%
Household Goods	\$4,166,266	2.1%	\$132,831	3.2%
Consumable Goods	\$1,789,758	0.9%	\$204,921	11.4%
Livestock	\$90,924	0.0%	\$16,129	17.7%
Miscellaneous	\$57,549,327	28.8%	\$5,551,926	9.6%
<b>TOTAL</b>	<b>\$199,753,028</b>	<b>100.0%</b>	<b>\$52,635,931</b>	<b>26.4%</b>

This page has been intentionally left blank.



Part I  
Index Crimes

**POLICE LINE DO NOT CROSS**



This page has been intentionally left blank.

---

# MURDER AND NON-NEGLIGENT MANSLAUGHTER

---

## DEFINITION

Murder is defined as the willful (non-negligent) killing of one human being by another. The classification of this offense is based solely on police investigation as opposed to the determination of a court, medical examiner, coroner, jury, or other judicial body. The UCR Program does not include the following situations in this offense classification: deaths caused by negligence, suicide, or accident; justifiable homicides; and attempts to murder or assaults to murder, which are scored as aggravated assaults.

## 2017 SUMMARY

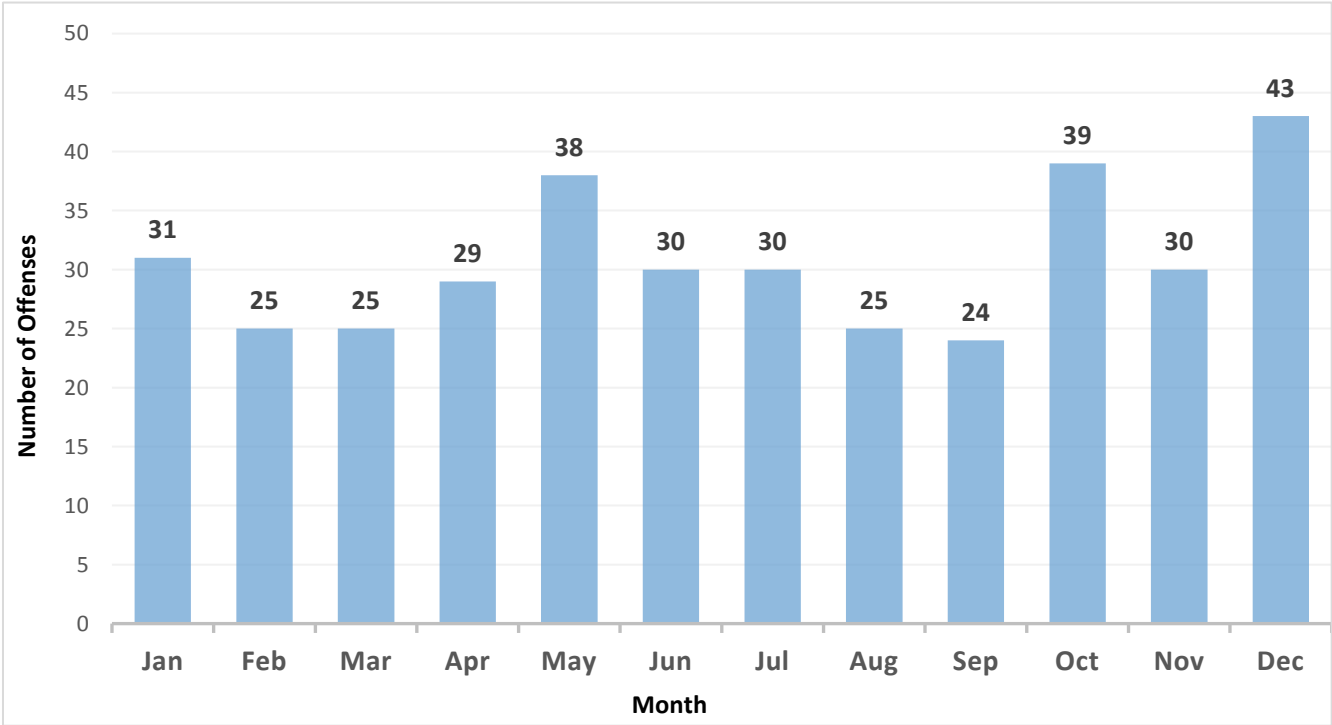
- There were 369 murders\* reported during 2017.
- Murder accounted for 0.2 percent of the total index offenses and 1.2 percent of the total violent crimes.
- December recorded the highest number with 43, while September recorded the lowest with 24.
- Saturday reported the highest incidence of murders with 68, while Tuesday was the lowest with 41.
- The time period of 06:01 PM to 02:00 AM recorded the highest number of murders with 142, while 02:01 AM to 10:00 AM was the lowest at 96.
- Firearms (including handguns, rifles, shotguns, etc.) were used in 65.0 percent of the murders.
- In murders where the relationship between the victim and offender was known, 14.4 percent were acquaintances.
- The total value of property stolen amounted to \$20,273.

## ARRESTS/CLEARANCES

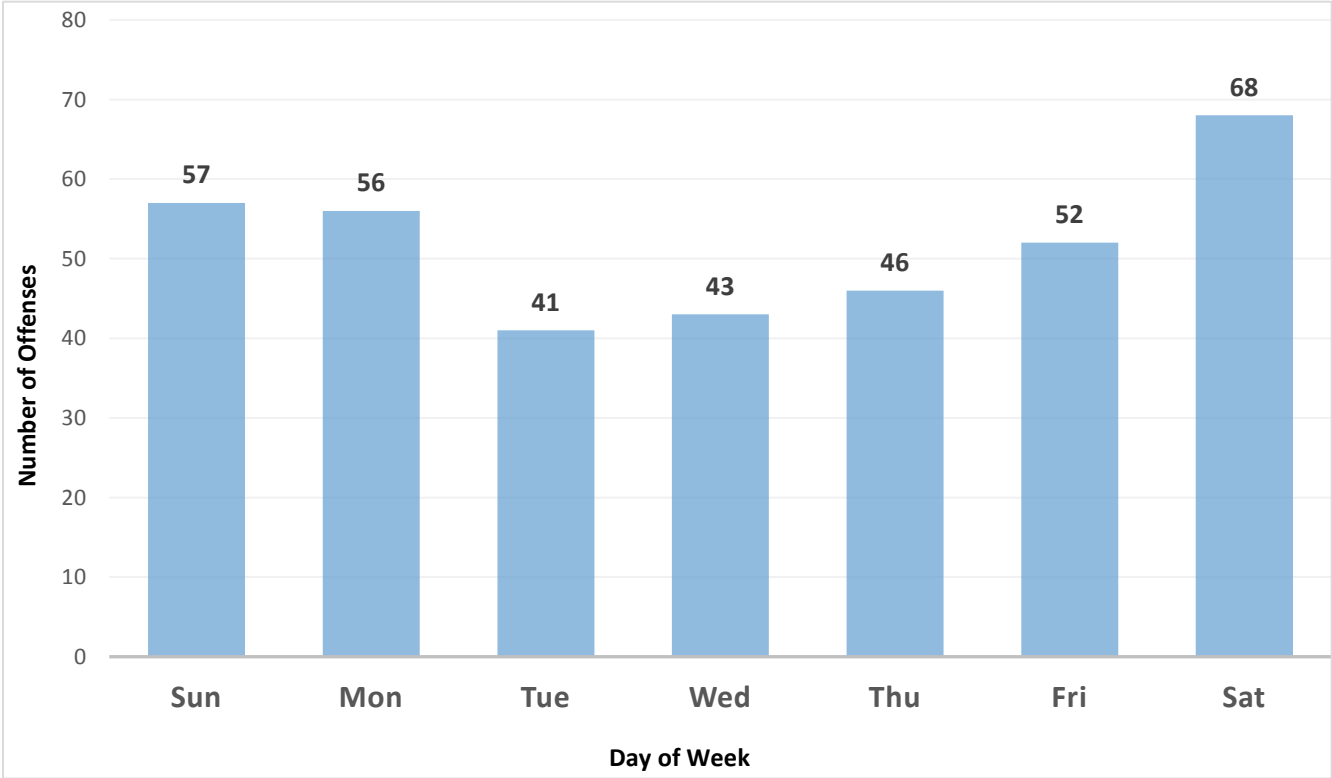
- A total of 266 persons were arrested in 2017.
- Adults accounted for 235 arrests and juveniles accounted for 31 arrests.
- Males accounted for 240 arrests or 90.2 percent, and females accounted for 28 arrests, or 10.5 percent.
- Of those persons arrested, 67.3 percent were White, 26.3 percent were Black, 6.0 percent were American Indian/Alaskan Native, 0.4 percent were Asian and 0.0 percent were Pacific Islander.
- Hispanics accounted for 35.3 percent of the arrests.
- There were 247 clearances for murder reported in 2017. Juveniles represented 4.9 percent of this total.

\*The difference between the total number of murders on this page and the total number from the charts on the following pages is due to six offenses from prior years that were determined not to be homicides. The offenses were subtracted from the form, Number of Offenses Known to Law Enforcement, but not from the Supplementary Homicide Report that lists only the data from homicide incidents reported in 2017.

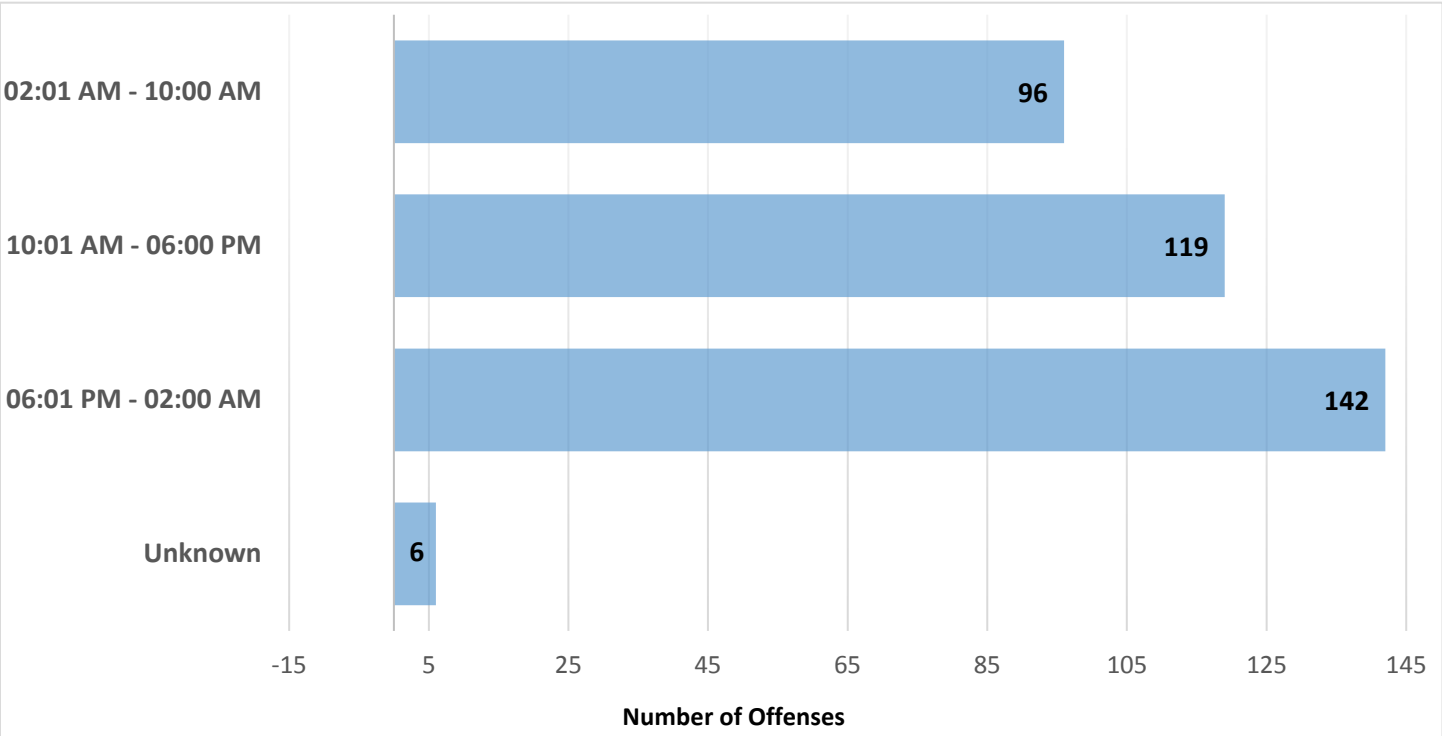
### MURDER BY MONTH



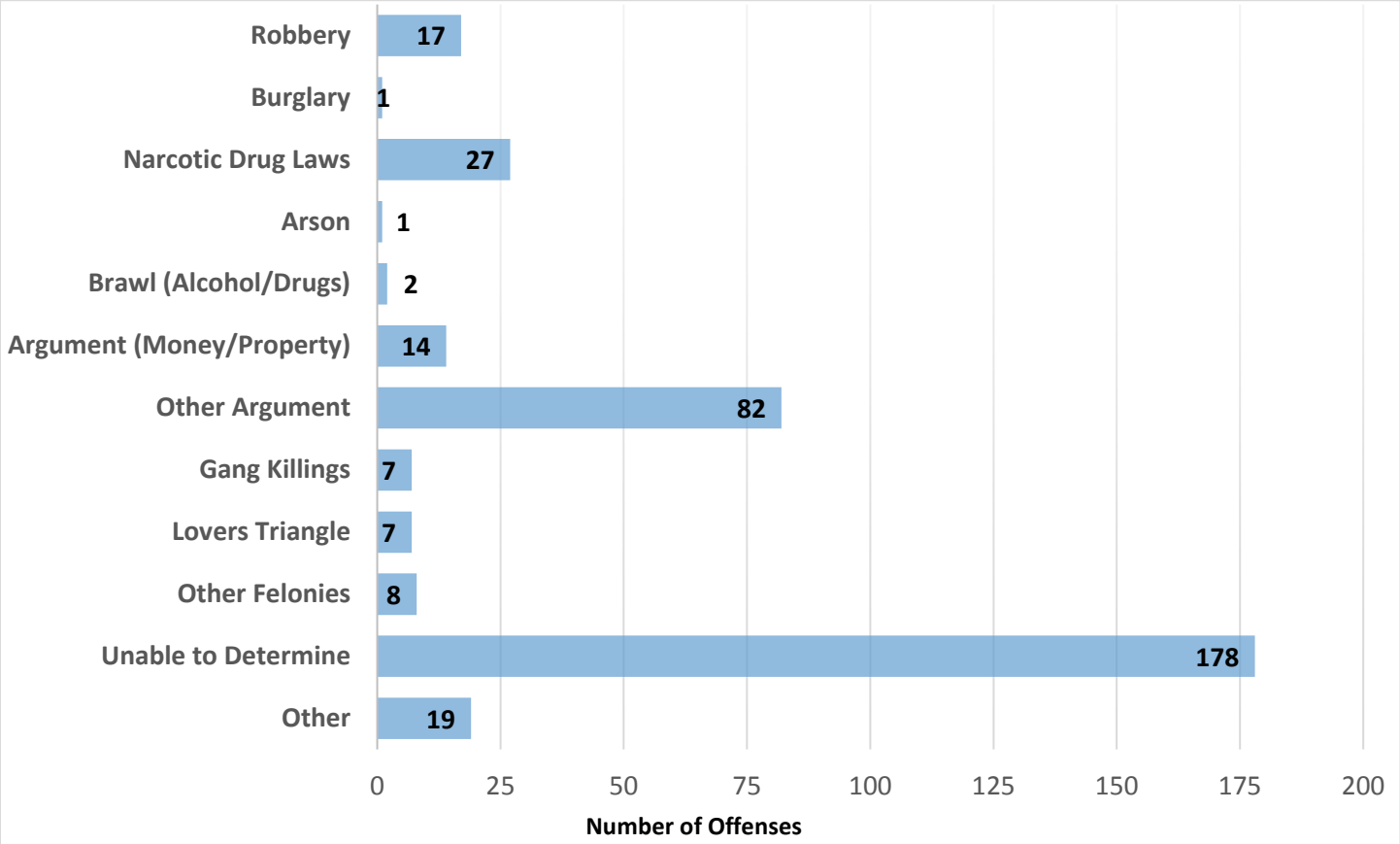
### MURDER BY DAY OF WEEK



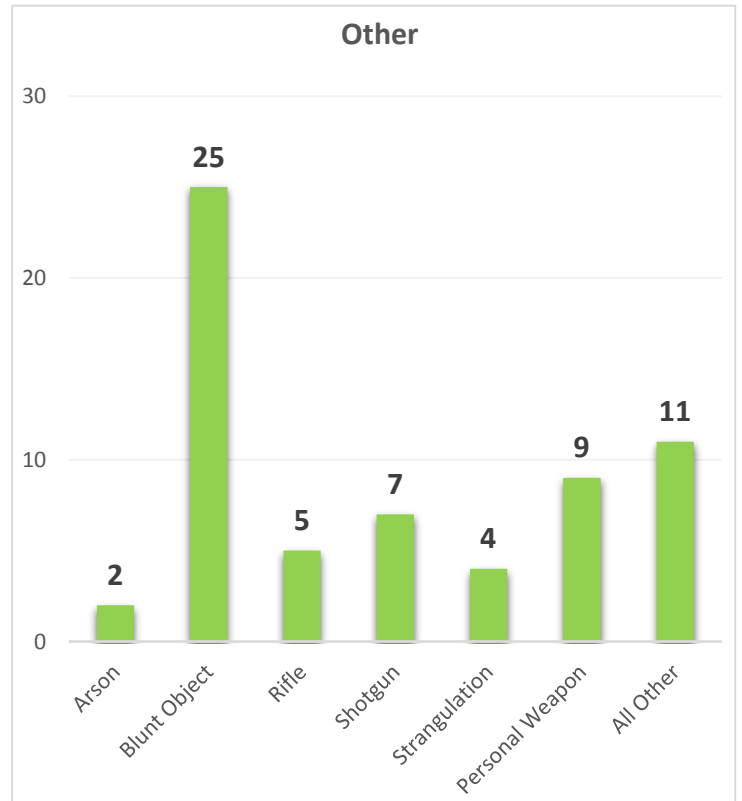
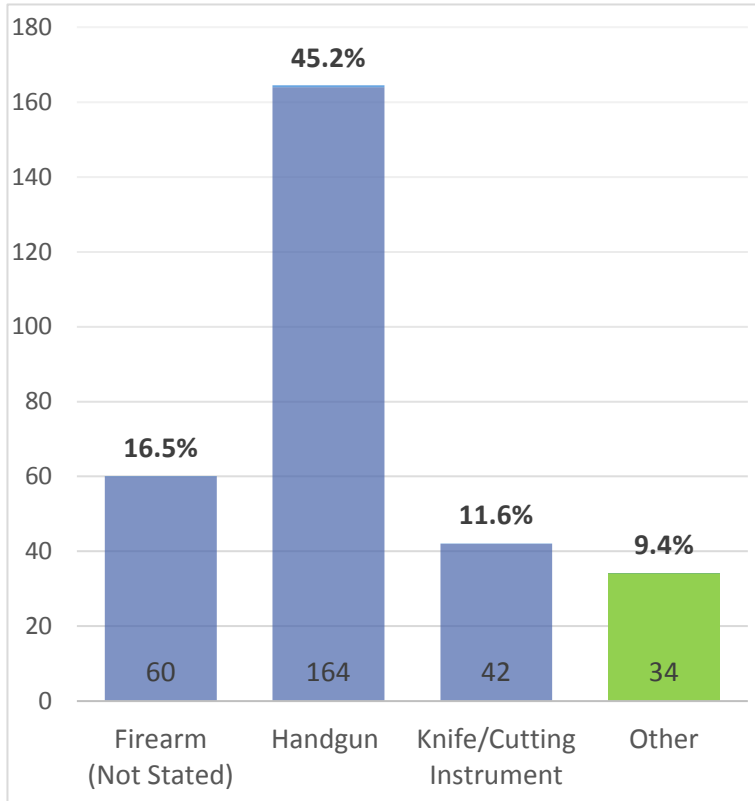
### MURDER BY TIME OF DAY



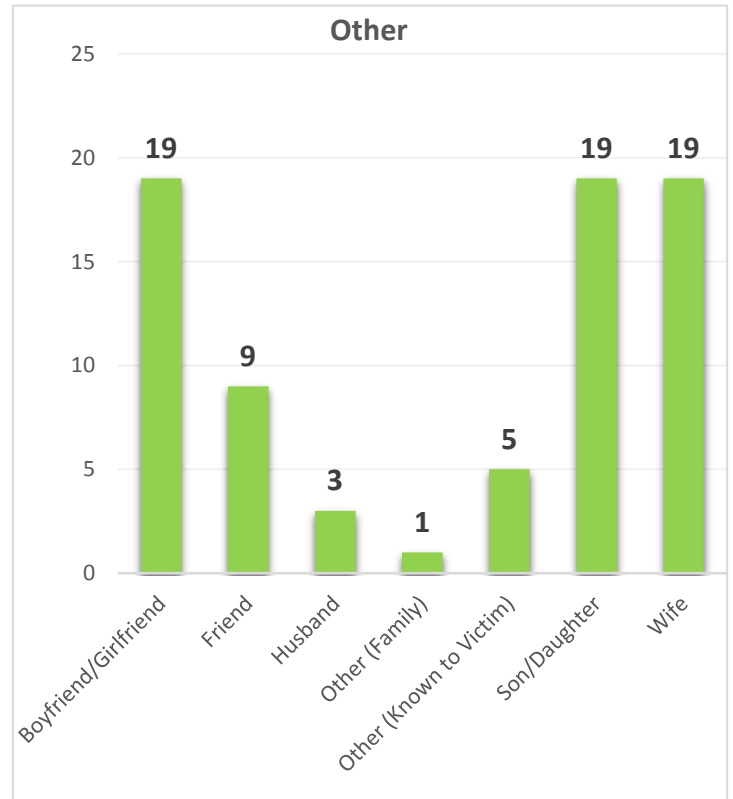
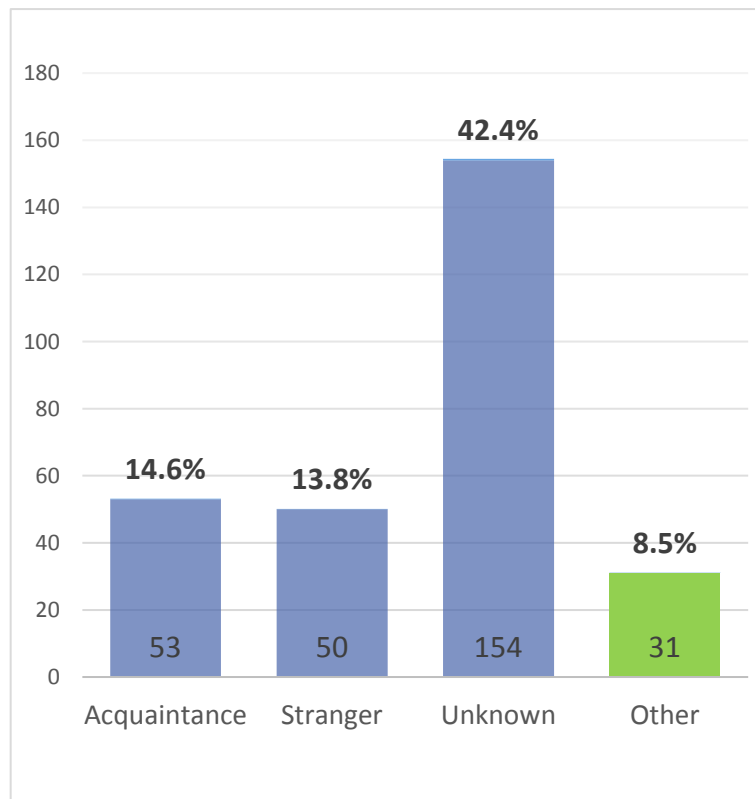
### MURDER DISTRIBUTION BY CIRCUMSTANCE



### MURDER BY TYPE OF WEAPON USED



### MURDER DISTRIBUTION BY RELATIONSHIP



**MURDER VICTIM BY AGE, SEX, RACE, AND ETHNIC ORIGIN**

Age	Number	Dist.	Sex		Race					Ethnic Origin	
			Male	Female	White	Black	Indian	Asian	Pacific Islander	Hispanic	Not Hispanic
Infant	11	3.0%	5	6	8	2	1	--	--	5	4
1-4	7	1.9%	5	2	6	--	1	--	--	1	6
5-9	5	1.4%	4	1	4	1	--	--	--	2	3
10-14	4	1.1%	3	1	2	2	--	--	--	--	3
15-19	25	6.9%	19	6	18	6	--	--	--	15	8
20-24	49	13.5%	42	7	38	10	1	--	--	27	18
25-29	52	14.3%	40	12	43	7	2	--	--	25	26
30-34	36	9.9%	28	8	25	7	4	--	--	14	21
35-39	36	9.9%	31	5	26	7	3	--	--	16	15
40-44	34	9.4%	26	8	29	3	1	--	--	14	16
45-49	17	4.7%	10	7	14	3	--	--	--	3	13
50-54	20	5.5%	11	9	16	3	1	--	--	3	16
55-59	26	7.2%	18	8	19	6	--	1	--	4	19
60-64	19	5.2%	10	9	15	3	1	--	--	4	13
65-69	5	1.4%	4	1	5	--	--	--	--	--	4
70-74	4	1.1%	2	2	3	1	--	--	--	--	4
75+	8	2.2%	5	3	8	--	--	--	--	1	3
Unknown	5	1.4%	5	--	1	2	--	--	--	1	2
<b>TOTAL</b>	<b>363</b>	<b>--</b>	<b>268</b>	<b>95</b>	<b>279</b>	<b>63</b>	<b>15</b>	<b>1</b>	<b>--</b>	<b>135</b>	<b>194</b>
Distribution	--	100.0%	73.8%	26.2%	76.9%	17.4%	4.1%	0.3%	--	37.2%	53.4%
Adult	324	89.3%	241	83	252	55	13	1	--	121	175
Juvenile	34	9.4%	22	12	26	6	2	--	--	13	17
Unknown	5	1.4%	5	--	1	2	--	--	--	1	2

## RAPE

---

### DEFINITION

Rape is defined as penetration, no matter how slight, of the vagina or anus with any body part or object, or oral penetration by a sex organ of another person, without the consent of the victim. Assaults or attempts to commit forcible rape are also included; however, statutory rape (without force) and other sex offenses are not counted in this category.

### 2017 SUMMARY

- There were 3,279 rapes reported during 2017.
- Rape accounted for 1.4 percent of the total index offenses and 10.7 percent of violent crimes.
- November recorded the highest number with 332, while February recorded the lowest with 226.
- Of the total rapes reported, rape accounted for 3,043 offenses and attempted rape accounted for 236 offenses.
- The total value of property stolen amounted to \$8,808.

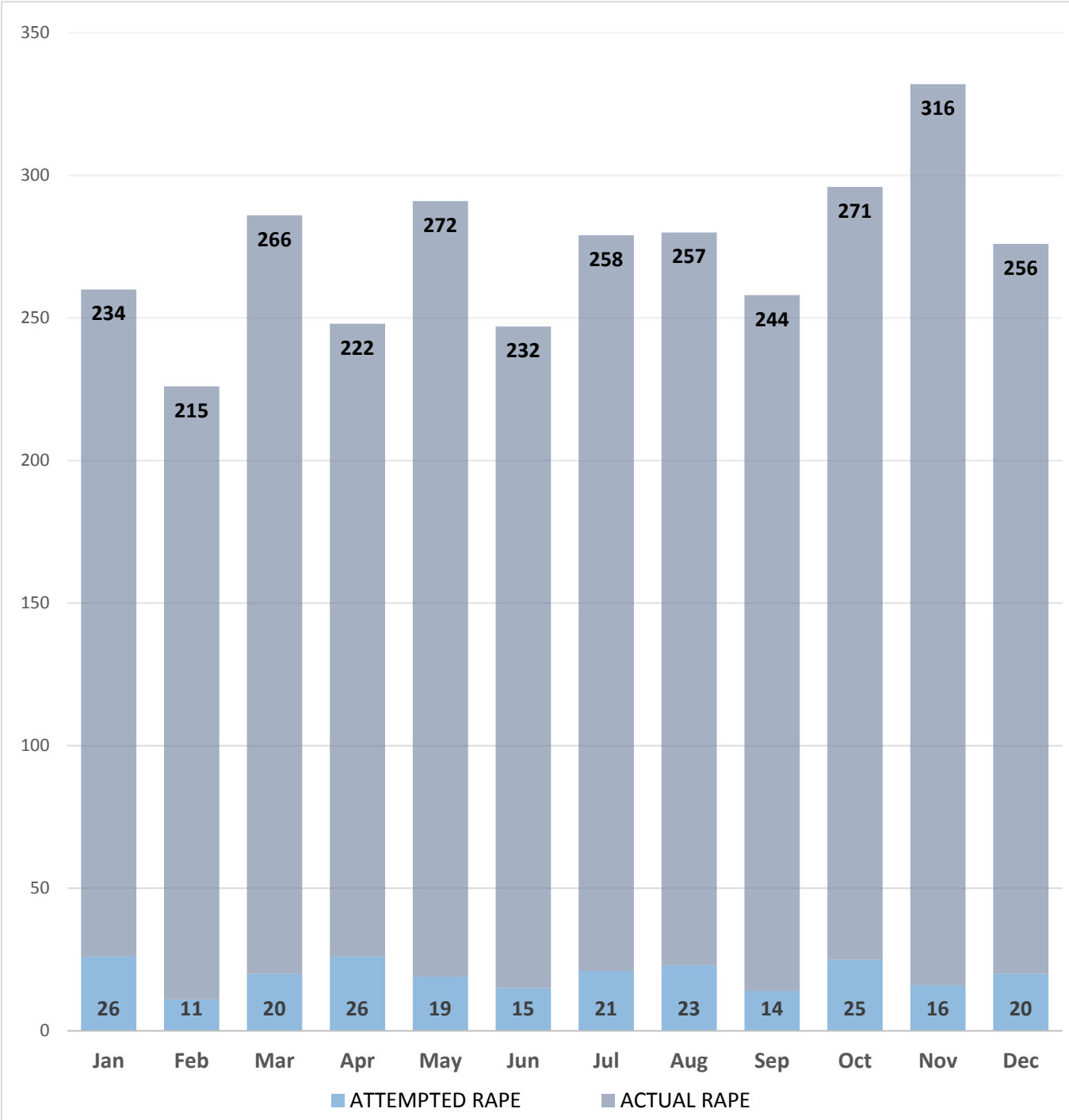
### ARRESTS/CLEARANCES

- A total of 305 persons were arrested in 2017.
- Adults accounted for 253 arrests and juveniles accounted for 52 arrests.
- Of those persons arrested, 73.1 percent were White, 18.4 percent were Black, 6.9 percent were American Indian/Alaskan Native, 1.6 percent were Asian and 0.0 percent were Pacific Islander.
- Hispanics accounted for 31.8 percent of the arrests.
- There were 490 clearances for rape reported in 2017. Juveniles represented 13.7 percent of this total.



### RAPE BY MONTH

#### TOTAL OFFENSES



# ROBBERY

---

## DEFINITION

Robbery is defined as the taking or attempting to take anything of value from the care, custody, or control of a person by force or threat of force and/or by putting the victim in fear. Robbery involves a theft or larceny but is aggravated by the element of force or threat of force.

## 2017 SUMMARY

- There were 7,279 robberies reported during 2017.
- Robbery accounted for 3.2 percent of the total index offenses and 23.9 percent of the violent crimes.
- November recorded the highest number with 656, while February recorded the lowest with 520.
- Robberies occurring on highways (streets, alleys, and sidewalks) recorded the highest number, with 2,015 or 27.7 percent of all robberies.
- Bank robberies had the lowest number, with 131, or 1.8 percent of all robberies.
- The total value of property stolen amounted to \$3,421,407.
- Robberies occurring on Residence had the highest total dollar loss of \$818,584.
- Bank robberies had the highest dollar loss per robbery of \$2,160.
- Firearms represented the most common weapon used in 3,095 robberies or 42.5 percent.

## ARRESTS / CLEARANCES

- A total of 2,146 persons were arrested in 2017.
- Adults accounted for 1,690 arrests and juveniles accounted for 456 arrests.
- Males accounted for 1,844 arrests or 85.9 percent, and females accounted for 340 arrests, or 15.8 percent.
- Of those persons arrested, 64.5 percent were White, 30.2 percent were Black, 4.8 percent were American Indian/Alaskan Native, 0.5 percent were Asian and 0.0 percent were Pacific Islander.
- Hispanics accounted for 37.0 percent of the arrests.
- There were 1,631 clearances for robbery reported in 2017. Juveniles represented 9.8 percent of this total.

**ROBBERY BY LOCATION AND VALUE**

Location	Number of Offenses	Distribution	Total Dollar Value Stolen	Average Dollar Value Stolen
Highway	2,015	27.7%	\$708,969	\$352
Commercial House	1,560	21.4%	\$696,324	\$447
Gas or Service Station	175	2.4%	\$72,346	\$414
Convenience Store	1,031	14.2%	\$212,881	\$207
Residence	950	13.1%	\$818,584	\$862
Bank	131	1.8%	\$282,959	\$2,160
Miscellaneous	1,417	19.5%	\$629,344	\$445
<b>TOTAL</b>	<b>7,279</b>	<b>100.0%</b>	<b>\$3,421,407</b>	<b>\$471</b>

**ROBBERY BY MONTH AND WEAPON USED**

Weapon	Total	Jan	Feb	Mar	Apr	May	Jun	Jul	Aug	Sep	Oct	Nov	Dec
Firearm	3,095	265	195	246	247	222	270	290	264	243	262	304	287
Knife/Cutting Instrument	826	82	71	64	90	75	48	64	67	61	65	61	78
Other Dangerous Weapon	793	73	46	69	74	72	68	71	55	55	72	61	77
Strong Arm	2,565	218	208	208	220	256	230	227	168	215	199	230	186
<b>TOTAL</b>	<b>7,279</b>	<b>638</b>	<b>520</b>	<b>587</b>	<b>631</b>	<b>625</b>	<b>616</b>	<b>652</b>	<b>554</b>	<b>574</b>	<b>598</b>	<b>656</b>	<b>628</b>

# AGGRAVATED ASSAULT

---

## DEFINITION

Aggravated assault is defined as the unlawful attack by one person upon another for the purpose of inflicting severe or aggravated bodily injury. This type of assault usually is accompanied by the use of a weapon or by other means likely to produce death or great bodily harm. Assaults that do not involve the use of a firearm, knife or cutting instrument, or other dangerous weapon and in which the victim did not sustain serious or aggravated injuries are reported as Other Assaults – Simple, not aggravated.

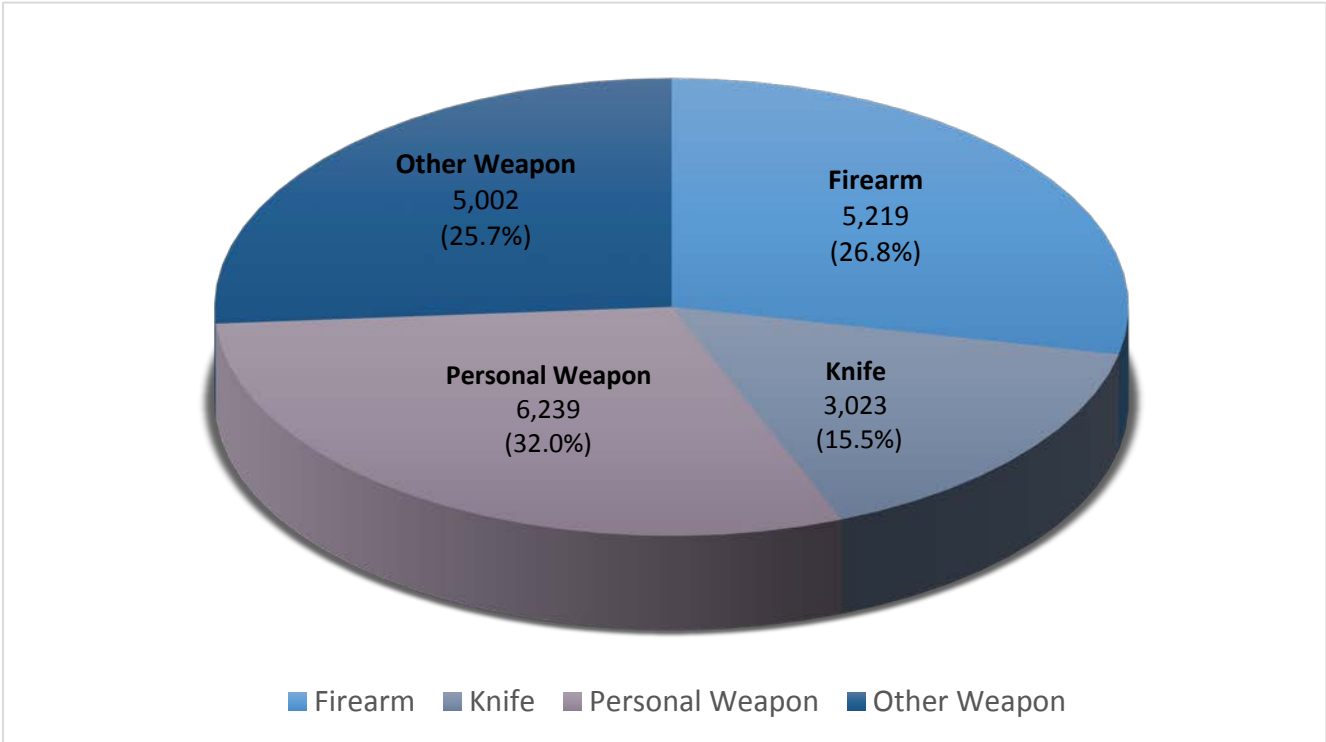
## 2017 SUMMARY

- There were 19,483 aggravated assaults reported in 2017.
- Aggravated assault accounted for 8.5 percent of the total index offenses and 63.9 percent of the violent crimes.
- August recorded the highest number with 2,008, while January recorded the lowest with 1,359.
- Physical weapons (hand, fists, feet) represented the most common weapon used in 6,239 aggravated assaults or 32.0 percent.
- Physical weapons (hands, fists, feet) were used in 32.0 percent, and firearms were used in 26.8 percent of reported aggravated assaults.
- There were 66,561 simple assaults reported in 2017. Simple assault is primarily differentiated from aggravated assault by the seriousness of the injury and the weapon used. Simple assault is not a Crime Index offense but is reported here for the purpose of showing the total assault violence.

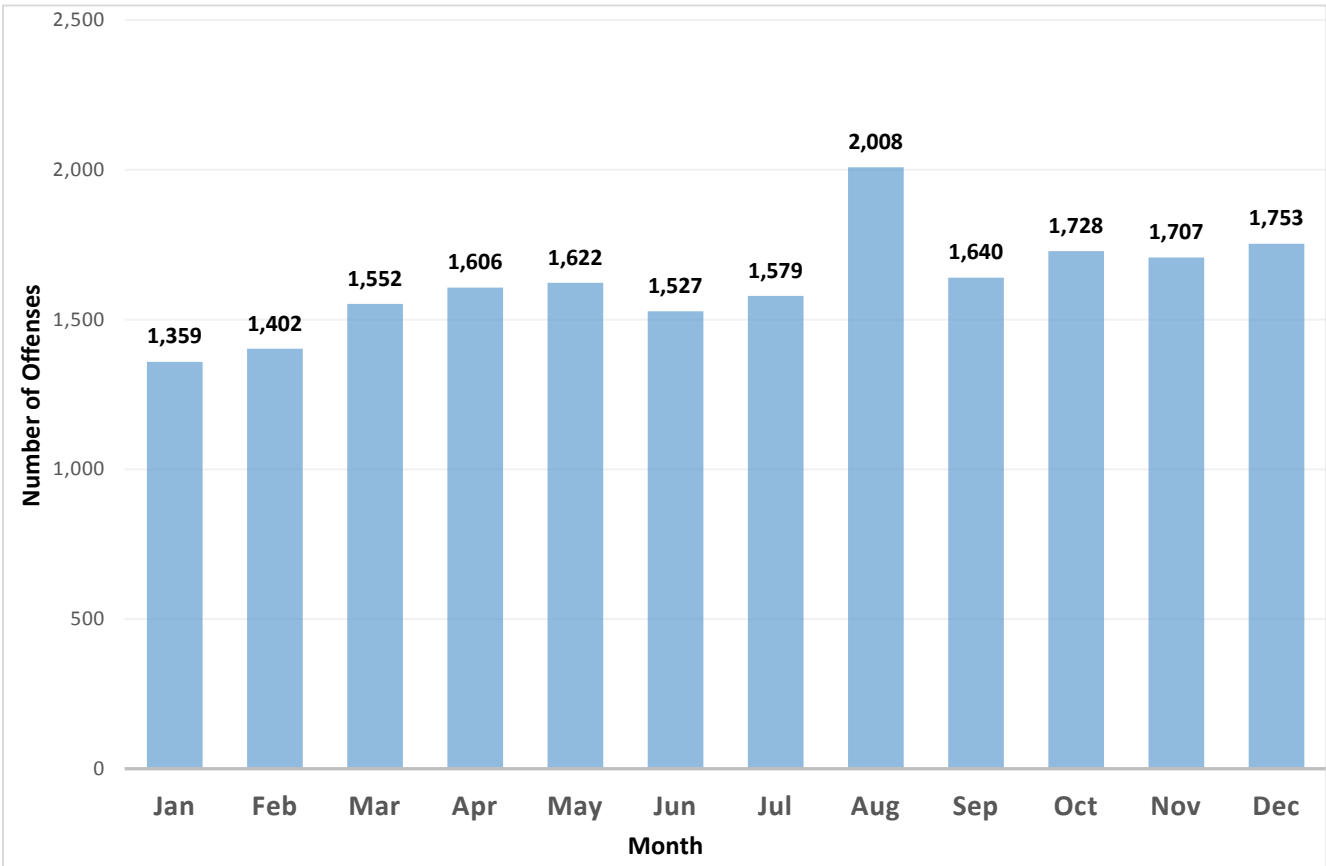
## ARRESTS / CLEARANCES

- A total of 8,627 persons were arrested in 2017.
- Adults accounted for 7,993 arrests and juveniles accounted for 676 arrests.
- Males accounted for 6,978 arrests or 80.9 percent, and females accounted for 772 arrests, or 8.9 percent.
- Of those persons arrested, 72.2 percent were White, 19.2 percent were Black, 8.3 percent were American Indian/Alaskan Native, 0.8 percent were Asian and 0.1 percent were Pacific Islander.
- Hispanics accounted for 31.9 percent of the arrests.
- There were 8,627 clearances for aggravated assault reported in 2017. Juveniles represented 7.8 percent of this total.

### ASSAULTS BY WEAPON USED



### ASSAULTS BY MONTH



# BURGLARY

---

## DEFINITION

Burglary is defined as the unlawful entry of a structure to commit a felony or theft. To classify an offense as a burglary, the use of force to gain entry need not have occurred. The UCR Program has three sub-classifications for burglary: forcible entry, unlawful entry where no force is used, and attempted forcible entry. The UCR definition of "structure" includes apartment, barn, house trailer or houseboat when used as a permanent dwelling, office, railroad car (but not automobile), stable, and vessel (i.e., ship).

## 2017 SUMMARY

- There were 36,448 burglaries reported during 2017.
- Burglary accounted for 15.8 percent of the total index offenses and 18.3 percent of the property crimes.
- January recorded the highest number with 3,337, while February recorded the lowest with 2,821.
- Forcible entry was used in 20,079, or 55.1 percent of the total burglaries.
- Residential burglaries accounted for 25,273, or 69.3 percent of the total burglaries.
- In burglaries where the time of occurrence was known 24,141, or 40.2 percent occurred between the hours of 06:00 AM and 06:00 PM.
- The total value of property stolen amounted to \$53,027,933.
- Residential burglaries accounted for the highest property loss of \$37,708,140.

## ARRESTS/CLEARANCES

- A total of 4,217 persons were arrested in 2017.
- Adults accounted for 3,389 arrests and juveniles accounted for 828 arrests.
- Males accounted for 3,600 arrests or 85.4 percent, and females accounted for 637 arrests, or 15.1 percent.
- Of those persons arrested, 82.3 percent were White, 13.8 percent were Black, 3.5 percent were American Indian/Alaskan Native, 0.5 percent were Asian and 0.0 percent were Pacific Islander.
- Hispanics accounted for 33.1 percent of the arrests.
- There were 3,534 clearances for burglary reported in 2017. Juveniles represented 11.6 percent of this total.



### BURGLARY BY LOCATION AND VALUE

Location	Number of Offenses	Distribution	Value Stolen	Average Value Stolen
<b>Residence</b>				
Night (6 PM-6 AM)	5,390	14.8%	\$8,628,670	\$1,601
Day (6 AM-6 PM)	11,184	30.7%	\$17,810,571	\$1,593
Unknown	8,699	23.9%	\$11,268,899	\$1,296
<b>SUBTOTAL</b>	<b>25,273</b>	<b>69.3%</b>	<b>\$37,708,140</b>	<b>\$1,493</b>
<b>Non-Residence</b>				
Night (6 PM-6 AM)	4,106	11.3%	\$4,024,777	\$981
Day (6 AM-6 PM)	3,461	9.5%	\$4,244,758	\$1,227
Unknown	3,612	9.9%	\$7,050,258	\$1,952
<b>SUBTOTAL</b>	<b>11,179</b>	<b>30.7%</b>	<b>\$15,319,793</b>	<b>\$1,371</b>
<b>TOTAL</b>	<b>36,452</b>	<b>100.0%</b>	<b>\$53,027,933</b>	<b>\$1,455</b>

### BURGLARY BY MONTH AND MEANS OF ENTRY

Entry Type	Total	Jan	Feb	Mar	Apr	May	Jun	Jul	Aug	Sep	Oct	Nov	Dec
Forcible Entry	20,079	1,862	1,596	1,568	1,488	1,701	1,653	1,765	1,795	1,587	1,649	1,654	1,761
Unlawful Entry – No Force	14,017	1,267	1,019	1,161	1,202	1,158	1,066	1,230	1,213	1,204	1,132	1,143	1,222
Attempted Forcible Entry	2,352	208	206	189	177	194	154	176	205	202	203	219	219
<b>TOTAL</b>	<b>36,448</b>	<b>3,337</b>	<b>2,821</b>	<b>2,918</b>	<b>2,867</b>	<b>3,053</b>	<b>2,873</b>	<b>3,171</b>	<b>3,213</b>	<b>2,993</b>	<b>2,984</b>	<b>3,016</b>	<b>3,202</b>

---

## LARCENY-THEFT

---

### DEFINITION

Larceny-theft is defined as the as the unlawful taking, carrying, leading, or riding away of property from the possession or constructive possession of another. Examples are thefts of bicycles, motor vehicle parts, and accessories, shoplifting, pocket-picking, or the stealing of any property or article that is not taken by force and violence or by fraud. Attempted larcenies are included. Embezzlement, confidence games, forgery, check fraud, etc., are excluded.

### 2017 SUMMARY

- There were 143,742 larceny-thefts reported during 2017.
- Larceny-theft accounted for 62.5 percent of the total index offenses and 72.1 percent of the property crimes.
- December recorded the highest number with 13,757, while February was the lowest with 10,762.
- Larceny-theft in the under \$50 category reported the highest number of incidents with 82,198 or 57.2 percent.
- Shoplifting accounted for 46,231 larceny-thefts or 32.2 percent.
- The total value of property stolen amounted to \$68,999,606.

### ARRESTS/CLEARANCES

- A total of 29,898 persons were arrested in 2017.
- Adults accounted for 26,390 arrests and juveniles accounted for 3,508 arrests.
- Males accounted for 18,944 arrests, or 63.4 percent and females accounted for 11,327 arrests or 37.9 percent.
- Of those persons arrested, 78.1 percent were White, 12.6 percent were Black, 8.5 percent were American Indian/Alaskan Native, 0.7 percent were Asian and 0.1 percent were Pacific Islander.
- Hispanics accounted for 27.7 percent of the arrests.
- There were 27,632 clearances for larceny-theft reported in 2017. Juveniles represented 9.1 percent of this total.

## LARCENY-THEFT BY TYPE AND MONTH

Classification	Total	Dist.	Jan	Feb	Mar	Apr	May	Jun	Jul	Aug	Sep	Oct	Nov	Dec
Pocket Picking	445	0.3%	43	33	35	51	39	32	24	37	41	34	33	43
Purse Snatching	520	0.3%	34	35	37	31	50	36	50	44	45	50	47	61
Shoplifting	46,231	34.3%	3,808	3,452	3,781	3,665	3,756	3,727	3,784	3,955	3,896	3,850	4,143	4,414
From Motor Vehicles	33,290	22.5%	3,037	2,471	2,881	2,546	2,626	2,653	2,769	2,754	2,574	2,939	2,908	3,132
Motor Vehicle Parts and/or accessories	5,493	3.8%	524	418	441	407	471	498	463	453	463	424	474	457
Bicycles	5,994	4.2%	511	528	568	518	505	412	443	484	492	544	528	461
From Buildings	10,097	7.3%	841	781	840	891	874	801	822	846	931	906	762	802
From Coin-Operated Machines	276	0.2%	16	16	16	11	7	29	25	15	36	24	61	20
All Other	41,402	27.0%	3,411	3,027	3,414	3,125	3,524	3,323	3,352	3,431	3,405	3,469	3,549	4,372
<b>TOTAL</b>	<b>143,750</b>	<b>100.0%</b>	<b>12,225</b>	<b>10,761</b>	<b>12,013</b>	<b>11,245</b>	<b>11,852</b>	<b>11,511</b>	<b>11,732</b>	<b>12,019</b>	<b>11,883</b>	<b>12,240</b>	<b>12,506</b>	<b>13,763</b>

## LARCENY-THEFT BY VALUE BY MONTH

Value	Total	Dist.	Jan	Feb	Mar	Apr	May	Jun	Jul	Aug	Sep	Oct	Nov	Dec
Over \$200	39,523	27.5%	3,626	3,059	3,398	3,165	3,326	3,191	3,038	3,294	3,320	3,102	3,375	3,629
\$50 to \$200	22,029	15.3%	1,914	1,642	1,885	1,744	1,797	1,666	1,660	1,758	1,799	1,924	1,999	2,241
Under \$50	82,198	57.2%	6,685	6,060	6,730	6,336	6,729	6,654	7,034	6,967	6,764	7,214	7,132	7,893
<b>TOTAL</b>	<b>143,750</b>	<b>100.0%</b>	<b>12,225</b>	<b>10,761</b>	<b>12,013</b>	<b>11,245</b>	<b>11,852</b>	<b>11,511</b>	<b>11,732</b>	<b>12,019</b>	<b>11,883</b>	<b>12,240</b>	<b>12,506</b>	<b>13,763</b>

## LARCENY-THEFT BY CLASSIFICATION AND VALUE

Classification by Value of Property Stolen	Number of Offenses	Total Value Stolen	Average Value	Percent Distribution (Value)
\$200 and Over	39,523	\$66,128,098	\$1,674	95.8%
\$50 to \$200	22,029	\$2,427,310	\$111	3.5%
Under \$50	82,198	\$444,198	\$6	0.6%
<b>TOTAL</b>	<b>143,750</b>	<b>\$68,999,606</b>	<b>\$480</b>	<b>100.0%</b>

## ADDITIONAL ANALYSIS OF LARCENY-THEFT

Classification	Number of Offenses	Total Value Stolen	Average Value	Percent Distribution (Value)
Pocket Picking	445	\$152,221	\$343	0.2%
Purse Snatching	520	\$110,984	\$214	0.2%
Shoplifting	46,231	\$5,440,214	\$118	7.9%
From Motor Vehicles	33,290	\$15,287,632	\$460	22.2%
Motor Vehicle Parts and/or Accessories	5,493	\$1,272,850	\$232	1.8%
Bicycles	5,994	\$2,190,407	\$366	3.2%
From Buildings	10,097	\$10,983,569	\$1,088	15.9%
From Coin-Operated Machines	276	\$36,866	\$134	0.1%
All Other	41,402	\$33,505,629	\$810	48.6%
<b>TOTAL</b>	<b>143,748</b>	<b>\$68,980,372</b>	<b>\$480</b>	<b>100.0%</b>

## MOTOR VEHICLE THEFT

---

### DEFINITION

Motor Vehicle Theft is defined as the theft or attempted theft of a motor vehicle. This definition excludes the taking for temporary use by those persons having lawful access to the vehicle. For UCR purposes, a motor vehicle is defined as a self-propelled vehicle that runs on land and not on rails. Motor vehicle theft does not include farm equipment, bulldozers, airplanes, construction equipment, or watercraft such as motorboats, sailboats, houseboats, or jet skis. The taking of a motor vehicle for temporary use by persons having lawful access is excluded from this definition.

### 2017 SUMMARY

- There were 18,262 motor vehicle thefts reported during 2017.
- Motor vehicle theft accounted for 6.1 percent of the total index offenses and 9.2 percent of the property crimes.
- December recorded the highest number with 1,689, while February recorded the lowest with 1,405.
- Autos represented the highest single category of motor vehicle theft with 12,656, or 69.3 percent.
- The total dollar loss amounted to \$74,274,547. This includes not only the value of the stolen motor vehicle, but any other personal property reported stolen during the incident.

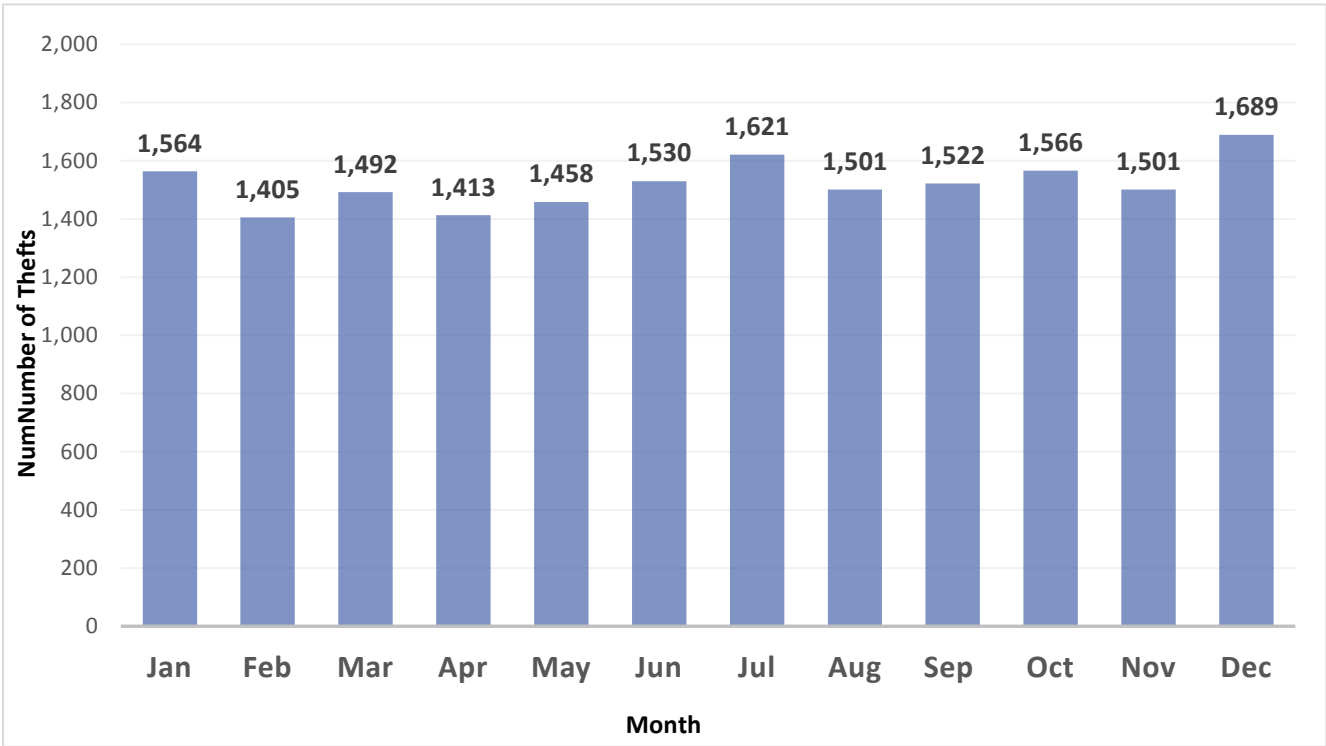
### ARRESTS / CLEARANCES

- A total of 1,656 persons were arrested in 2017.
- Adults accounted for 1,283 arrests and juveniles accounted for 373 arrests.
- Males accounted for 1,302 arrests or 78.6 percent, and females accounted for 389 arrests, or 23.5 percent.
- Of those persons arrested, 83.6 percent were White, 14.6 percent were Black, 4.0 percent were American Indian/Alaskan Native, 0.5 percent were Asian and 0.0 percent were Pacific Islander.
- Hispanics accounted for 35.6 percent of the arrests.
- There were 2,000 clearances for motor vehicle theft reported in 2017. Juveniles represented 10.9 percent of this total.

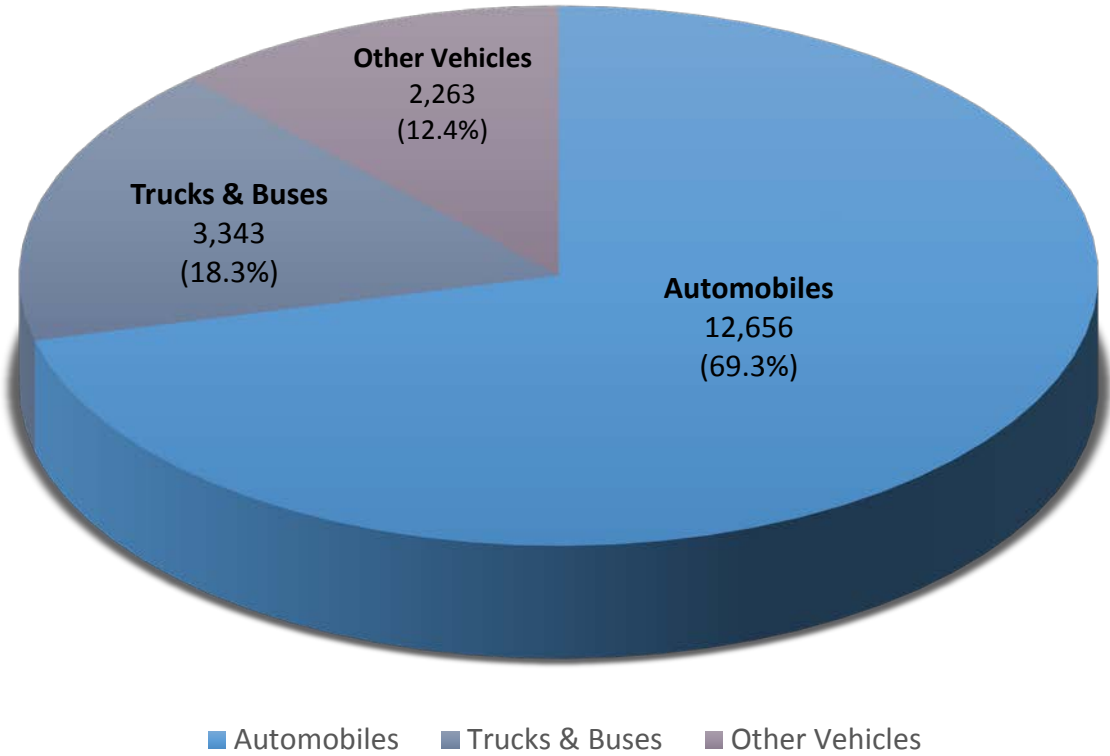
### RECOVERED MOTOR VEHICLES

Recovered motor vehicles that were locally stolen amounted to 52,494, or an 87.1 percent recovery rate. Of those, 48,047 were recovered locally and 4,447 were recovered by another jurisdiction.

### MOTOR VEHICLE THEFTS BY MONTH



### MOTOR VEHICLE THEFTS BY TYPE OF VEHICLE



# ARSON

---

## DEFINITION

The FBI UCR Program defines arson as any willful or malicious burning or attempting to burn, with or without intent to defraud, a dwelling house, public building, motor vehicle or aircraft, personal property of another, etc. Only the fires that investigation determined to have been willfully set are included in this arson data collection. Fires labeled as suspicious or of unknown origin are excluded from these data.

## 2017 SUMMARY

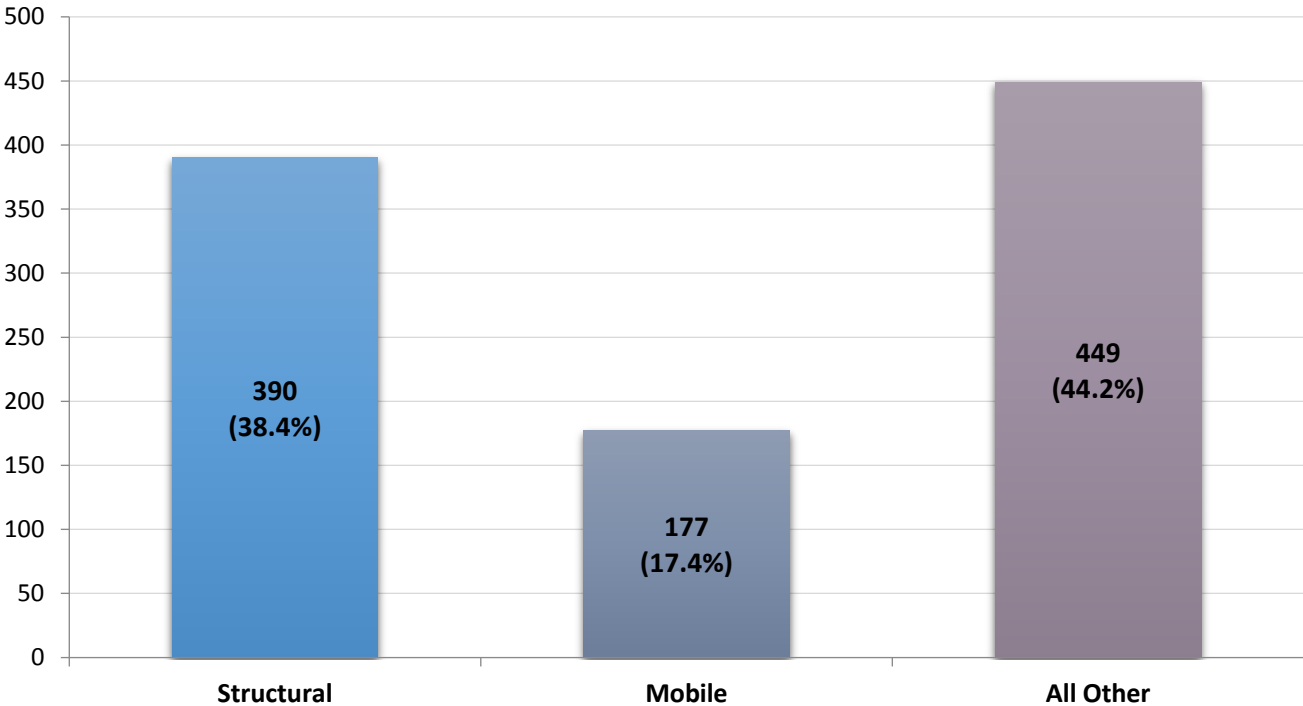
- There were 1,016 arsons reported during 2017.
- Arson accounted for 0.4 percent of the total Index offenses and 0.5 percent of the property crimes.
- December recorded the highest number with 127, while February recorded the lowest with 54.
- Structural arson accounted for 390 offenses or 38.4 percent.
- Motor vehicle arson accounted for the highest single known category with 164, while industrial/manufacturing arson was the lowest with 4.
- The total estimated value of property damage amounted to \$11,409,644.
- Other resident property arson had the highest dollar loss with \$5,124,694.

## ARRESTS / CLEARANCES

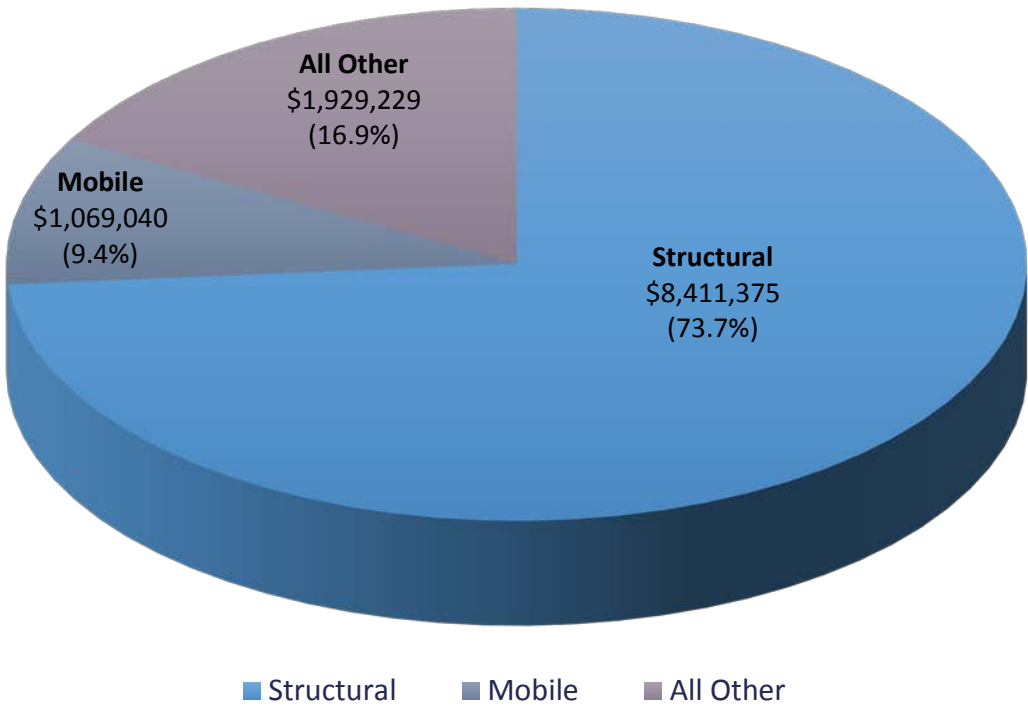
- A total of 209 persons were arrested in 2017.
- Adults accounted for 146 arrests and juveniles accounted for 63 arrests.
- Males accounted for 170 arrests or 81.3 percent, and females accounted for 40 arrests, or 19.1 percent.
- Of those persons arrested, 81.8 percent were White, 13.4 percent were Black, 4.3 percent were American Indian/Alaskan Native, 0.5 percent were Asian and 0.0 percent were Pacific Islander.
- Hispanics accounted for 29.7 percent of the arrests.
- There were 216 clearances for arson reported in 2017. Juveniles represented 13.9 percent of this total.



### ARSON BY PROPERTY CLASSIFICATION



### VALUE OF PROPERTY DAMAGED



**ARSON OFFENSES BY PROPERTY TYPE**

Property Classification	Total	Jan	Feb	Mar	Apr	May	Jun	Jul	Aug	Sep	Oct	Nov	Dec	Value of Property Damage
<b>Structure</b>														
Single Occupancy Residential: Houses, Townhouses, Duplexes, Etc.	157	7	7	15	28	20	16	4	9	9	9	21	12	\$1,796,243
Other Residential: Apartments, Hotels, Motels, Dormitories, Etc.	54	3	2	5	3	6	4	6	8	4	2	6	5	\$5,124,694
Storage: Barns, Garages, Warehouses, Etc.	18	4	1	1	1	1	--	2	2	2	1	1	2	\$141,049
Industrial/Manufacturing	4	--	--	--	--	--	2	--	1	--	--	--	1	\$0
Other Commercial: Stores, Restaurants, Offices, Etc.	39	4	2	4	1	2	3	5	4	3	2	5	4	\$640,629
Community/Public Churches, Jails, Schools, Etc.	47	1	5	3	1	5	4	3	6	6	1	4	8	\$514,839
All Other: Monuments, Buildings under Construction, Etc.	71	7	1	5	4	4	5	3	2	7	7	12	14	\$193,921
<b>SUBTOTAL</b>	<b>390</b>	<b>26</b>	<b>18</b>	<b>33</b>	<b>38</b>	<b>38</b>	<b>34</b>	<b>23</b>	<b>32</b>	<b>31</b>	<b>22</b>	<b>49</b>	<b>46</b>	<b>\$8,411,375</b>
<b>Mobile</b>														
Motor Vehicles: Autos, Trucks, Buses, Motorcycles, Etc.	164	16	9	18	20	9	13	14	14	9	14	14	14	\$1,026,921
All Other: Trailers, Recreational Vehicles, Airplanes, Boats, Etc.	13	1	2	1	2	1	2	--	--	--	1	3	--	\$42,119
<b>SUBTOTAL</b>	<b>177</b>	<b>17</b>	<b>11</b>	<b>19</b>	<b>22</b>	<b>10</b>	<b>15</b>	<b>14</b>	<b>14</b>	<b>9</b>	<b>15</b>	<b>17</b>	<b>14</b>	<b>\$1,069,040</b>
<b>All Other</b>														
Crops, Timber, Fences, Signs, Etc.	449	23	25	38	33	49	42	21	26	38	40	47	67	\$1,929,229
<b>TOTAL</b>	<b>1016</b>	<b>66</b>	<b>54</b>	<b>90</b>	<b>93</b>	<b>97</b>	<b>91</b>	<b>58</b>	<b>72</b>	<b>78</b>	<b>77</b>	<b>113</b>	<b>127</b>	<b>\$11,409,644</b>

---

# HUMAN TRAFFICKING

---

## DEFINITION

Human Trafficking is defined as two categories:

- 1) Commercial Sex Acts  
Inducing a person by force, fraud, or coercion to participate in commercial sex acts, or in which the person induced to perform such act(s) has not attained 18 years of age.
- 2) Involuntary Servitude  
The obtaining of a person(s) through recruitment, harboring, transportation, or provision, and subjecting such persons by force, fraud, or coercion into involuntary servitude, peonage, debt bondage, or slavery (not to include commercial sex acts).

## 2017 SUMMARY

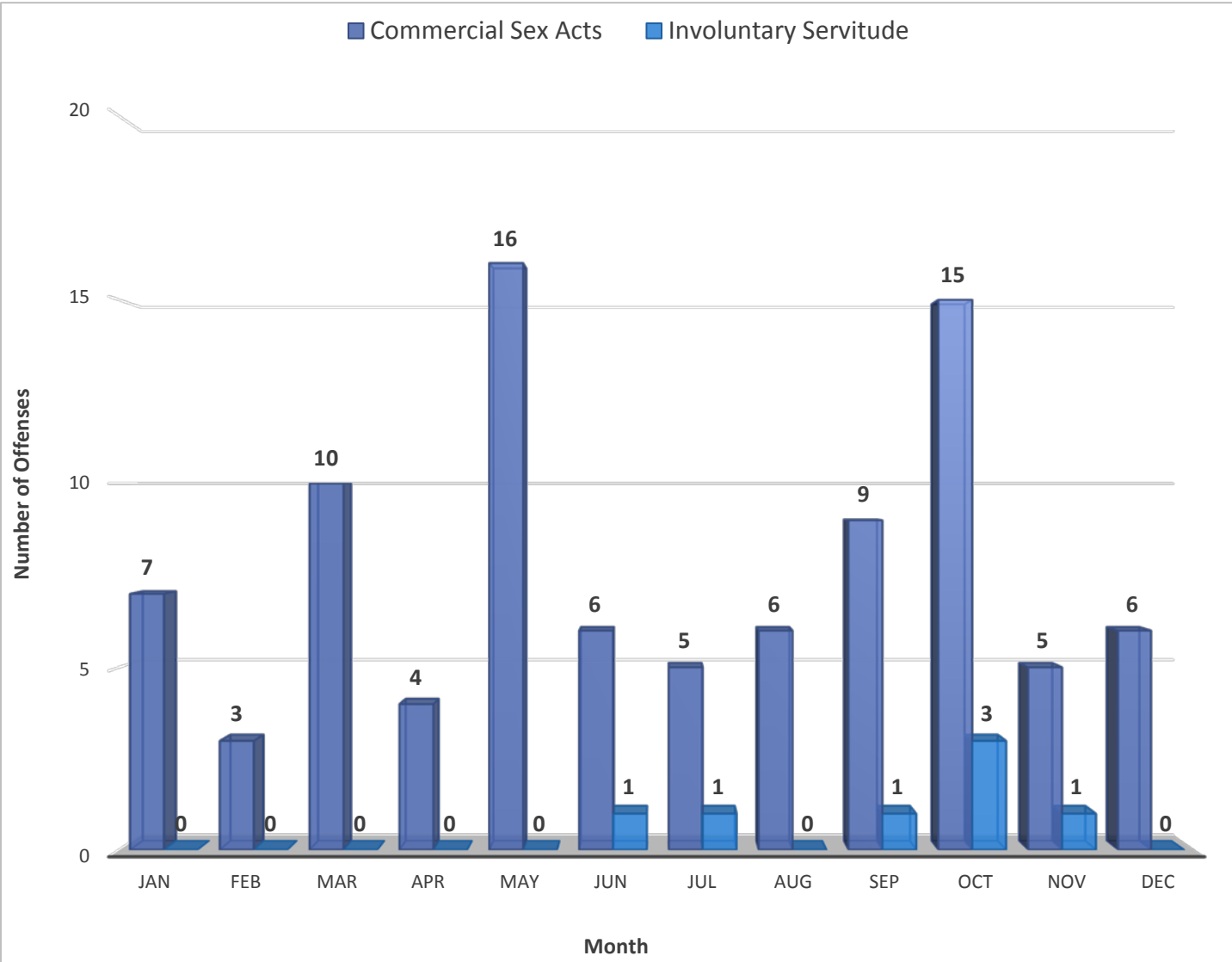
- There were 99 human trafficking cases reported during 2017.
- Human trafficking cases accounted for 0.0 percent of the total index offenses and 0.3 percent of violent crimes.
- October recorded the highest number with 18, while February recorded the lowest with 3.
- Of the total human trafficking cases reported, commercial sex acts accounted for 92 offenses and involuntary servitude accounted for 7 offenses.

## ARRESTS / CLEARANCES

- A total of 186 persons were arrested in 2017.
- Adults accounted for 186 arrests and juveniles accounted for 63 arrests.
- Of those persons arrested, 71.5 percent were White, 25.8 percent were Black, 0.5 percent were American Indian/Alaskan Native, 0.0 percent were Asian and 0.0 percent were Pacific Islander.
- Hispanics accounted for 25.3 percent of the arrests.
- There were 41 clearances for human trafficking cases reported in 2017. Juveniles represented 53.2 percent of this total.

### HUMAN TRAFFICKING BY MONTH

TOTAL OFFENSES



This page has been intentionally left blank.



COUNTY OFFENSE  
AND  
SUPPLEMENTAL  
DATA

---

This page has been intentionally left blank.



## INDEX CRIMES BY COUNTY

INDEX CRIME	Apache	Cochise	Coconino	Gila	Graham	Greenlee	La Paz	Maricopa	Mohave	Navajo	Pima	Pinal	Santa Cruz	Yavapai	Yuma
<b>Murder</b>	1	1	11	2	--	--	--	248	8	3	63	10	--	4	17
<b>Rape</b>	2	38	74	15	--	--	--	2,259	59	12	610	55	--	78	77
Rape	2	24	72	11	--	--	--	2,123	55	11	571	37	--	64	73
Attempts to Commit	--	14	2	4	--	--	--	136	4	1	39	18	--	14	4
<b>Robbery</b>	4	35	62	34	2	--	1	5,200	75	25	1,647	64	1	43	86
Firearm	1	13	16	--	--	--	--	2,300	23	5	662	24	--	9	42
Knife/Cutting Instrument	1	1	9	3	--	--	1	515	7	6	244	9	--	9	21
Other Dangerous Weapons	--	9	4	23	2	--	--	397	25	2	313	6	1	6	5
Strong Arm	2	12	33	8	--	--	--	1,988	20	12	428	25	--	19	18
<b>Aggravated Assault</b>	60	392	383	514	33	1	30	12,879	561	296	2,710	473	42	575	519
Firearm	7	65	29	9	1	--	3	3,993	48	17	869	59	1	47	71
Knife/Cutting Instrument	9	7	55	4	1	1	5	2,183	59	38	473	69	1	45	72
Other Dangerous Weapons	11	57	153	67	--	--	7	2,968	116	121	899	121	--	264	212
Strong Arm	33	263	146	434	31	--	15	3,735	338	120	469	224	40	219	164
<b>Burglary</b>	116	392	338	652	101	30	110	23,061	1,620	526	6,482	1,107	118	769	1,026
Forcible Entry	60	197	55	318	41	--	37	13,986	678	213	3,397	402	72	166	457
Unlawful Entry-No Force	56	131	259	296	23	30	67	7,503	847	293	2,819	592	39	589	473
Attempted Forcible Entry	--	64	24	38	37	--	6	1,572	95	20	266	113	7	14	96
<b>Larceny-theft</b>	148	2,185	3,415	1,264	490	15	232	89,817	4,355	1,657	30,027	3,736	469	3,120	2,809
<b>Motor Vehicle Theft</b>	4	144	128	266	38	6	40	12,605	539	141	3,179	422	148	240	362
Autos	4	128	89	215	35	5	28	8,604	401	100	2,138	265	144	193	307
Trucks and Buses	--	4	25	8	1	--	3	2,632	26	14	536	55	--	6	33
Other Vehicles	--	12	14	43	2	1	9	1,369	112	27	505	102	4	41	22
<b>Arson</b>	17	8	51	31	18	--	3	458	54	22	223	53	--	27	51
<b>Human Trafficking</b>	--	--	--	--	--	--	--	92	--	--	--	7	--	--	--
<b>TOTAL</b>	352	3,195	4,462	2,778	682	52	416	146,619	7,271	2,682	44,941	5,927	778	4,856	4,947

## ANALYSIS OF ROBBERY, BURGLARY, AND LARCENY-THEFT BY COUNTY

Offenses	Apache	Cochise	Coconino	Gila	Graham	Greenlee	La Paz	Maricopa	Mohave	Navajo	Pima	Pinal	Santa Cruz	Yavapai	Yuma
<b>Robbery</b>	<b>4</b>	<b>35</b>	<b>62</b>	<b>34</b>	<b>2</b>	<b>--</b>	<b>1</b>	<b>5,200</b>	<b>75</b>	<b>25</b>	<b>1,647</b>	<b>64</b>	<b>1</b>	<b>43</b>	<b>86</b>
Highway	--	2	17	3	--	--	--	1,723	10	6	224	14	--	4	12
Commercial House	--	3	6	2	--	--	--	1,157	8	2	351	13	--	4	14
Gas or Service Station	1	3	1	--	--	--	1	101	5	6	40	4	--	4	9
Convenience Store	1	4	7	--	--	--	--	622	5	2	381	3	--	--	6
Residence	2	3	10	2	--	--	--	628	21	2	236	15	--	6	25
Bank	--	1	1	--	--	--	--	89	2	--	33	2	--	--	3
Miscellaneous	--	19	20	27	2	--	--	880	24	7	382	13	1	25	17
<b>Burglary</b>	<b>116</b>	<b>393</b>	<b>338</b>	<b>652</b>	<b>101</b>	<b>30</b>	<b>110</b>	<b>23,063</b>	<b>1,620</b>	<b>526</b>	<b>6,482</b>	<b>1,108</b>	<b>118</b>	<b>769</b>	<b>1,026</b>
Residence	93	227	233	391	51	30	65	16,168	1,208	349	4,351	710	105	533	759
Night, 6PM-6AM	10	68	50	120	13	19	24	2,698	287	74	1,378	200	31	113	305
Day, 6AM-6PM	25	97	97	215	28	11	34	5,984	661	185	2,682	426	66	289	384
Unknown	58	62	86	56	10	--	7	7,486	260	90	291	84	8	131	70
Non-Residence	23	166	105	261	50	--	45	6,895	412	177	2,131	398	13	236	267
Night, 6 PM-6 AM	5	27	34	83	11	--	21	2,426	148	48	1,006	120	5	55	117
Day, 6 AM-6 PM	8	121	39	149	27	--	10	1,395	139	92	992	248	7	96	138
Unknown	10	18	32	29	12	--	14	3,074	125	37	133	30	1	85	12
<b>Larceny-theft</b>	<b>148</b>	<b>2,186</b>	<b>3,415</b>	<b>1,264</b>	<b>490</b>	<b>15</b>	<b>232</b>	<b>89,824</b>	<b>4,355</b>	<b>1,657</b>	<b>30,026</b>	<b>3,736</b>	<b>469</b>	<b>3,120</b>	<b>2,809</b>
\$200 and Over	54	311	984	170	92	--	68	21,784	1,627	327	10,899	1,138	142	781	1,145
\$50 to \$200	17	302	661	112	77	--	32	11,587	1,016	243	5,976	597	118	535	756
Under \$50	77	1,573	1,770	982	321	15	132	56,453	1,712	1,087	13,151	2,001	209	1,804	908
Pocket Picking	--	1	15	1	--	--	--	316	2	4	79	13	--	4	10
Purse Snatching	6	11	29	3	1	--	--	311	9	21	86	24	--	12	7
Shoplifting	13	549	1,233	351	55	5	42	26,669	1,111	690	12,675	970	138	855	872
From Motor Vehicle	24	100	267	50	13	--	28	24,549	896	149	5,538	672	44	370	590
Motor Vehicle Parts/Accessories	5	5	59	1	--	--	3	3,880	79	32	1,256	60	4	28	81
Bicycles	3	80	255	13	3	1	8	4,164	121	41	877	232	8	55	133
From Buildings	40	101	167	87	15	--	4	7,439	178	183	1,505	201	2	124	150
From Coin-Operated Machines	--	2	17	--	--	--	--	170	10	25	31	3	--	12	6
All Other	57	1,336	1,373	758	403	9	147	22,325	1,949	612	7,979	1,561	273	1,660	960
<b>TOTAL</b>	<b>268</b>	<b>2,614</b>	<b>3,815</b>	<b>1,950</b>	<b>593</b>	<b>45</b>	<b>343</b>	<b>118,087</b>	<b>6,050</b>	<b>2,208</b>	<b>38,155</b>	<b>4,908</b>	<b>588</b>	<b>3,932</b>	<b>3,921</b>

## VALUE (IN DOLLARS) OF PROPERTY STOLEN BY CRIME BY COUNTY

Offenses	Apache	Cochise	Coconino	Gila	Graham	Greenlee	La Paz	Maricopa	Mohave	Navajo	Pima	Pinal	Santa Cruz	Yavapai	Yuma
<b>Murder</b>	--	--	1	--	--	--	--	20,001	--	--	270	--	--	--	1
<b>Rape</b>	--	--	13	--	--	--	--	3,112	68	--	3,320	--	--	--	2,295
<b>Robbery</b>	<b>830</b>	<b>1,719</b>	<b>7,540</b>	<b>758</b>	--	--	--	<b>1,863,187</b>	<b>137,270</b>	<b>7,575</b>	<b>1,244,839</b>	<b>23,803</b>	--	<b>36,143</b>	<b>97,743</b>
Highway	--	60	3,023	--	--	--	--	467,216	1,852	1,310	208,265	744	--	2,000	24,499
Commercial House	--	244	239	--	--	--	--	331,135	1,304	390	354,597	1,016	--	641	6,758
Gas or Service Station	--	66	1,051	--	--	--	--	14,090	900	4,644	28,400	2,200	--	500	20,495
Convenience Store	--	116	88	--	--	--	--	105,139	1,326	50	103,865	30	--	--	2,267
Residence	830	1,031	368	--	--	--	--	434,684	83,631	200	256,106	15,190	--	580	25,964
Bank	--	--	--	--	--	--	--	172,107	3,509	--	91,761	3,800	--	--	11,782
Miscellaneous	--	202	2,771	758	--	--	--	338,816	44,748	981	201,845	823	--	32,422	5,978
<b>Burglary</b>	<b>124,045</b>	<b>319,691</b>	<b>1,040,243</b>	<b>793,056</b>	<b>117,941</b>	--	<b>95,025</b>	<b>26,540,738</b>	<b>4,004,311</b>	<b>446,968</b>	<b>11,430,775</b>	<b>5,182,058</b>	<b>135,078</b>	<b>960,556</b>	<b>1,837,448</b>
Residence	101,701	207,838	894,128	510,760	51,573	--	25,861	20,528,797	3,300,187	281,462	8,686,906	791,981	131,854	711,217	1,483,875
Night, 6 PM-6 AM	16,000	36,291	75,234	267,877	7,903	--	9,687	3,209,310	679,145	52,384	3,351,971	254,850	48,474	104,069	515,475
Day, 6 AM-6 PM	20,888	109,471	140,839	198,378	37,570	--	14,029	8,848,406	1,861,424	113,024	4,903,563	455,177	61,592	210,320	835,890
Unknown	64,813	62,076	678,055	44,505	6,100	--	2,145	8,471,081	759,618	116,054	431,372	81,954	21,788	396,828	132,510
Non-Residence	22,344	111,853	146,115	282,296	66,368	--	69,164	6,011,941	704,124	165,506	2,743,869	4,390,077	3,224	249,339	353,573
Night, 6 PM-6 AM	3,580	17,301	33,734	93,049	29,718	--	11,924	2,282,816	222,751	56,261	952,499	69,007	--	87,263	164,874
Day, 6 AM-6 PM	11	52,257	91,570	184,501	31,671	--	28,090	1,379,744	267,915	84,579	1,636,643	296,424	2,823	20,641	167,889
Unknown	18,753	42,295	20,811	4,746	4,979	--	29,150	2,349,381	213,458	24,666	154,727	4,024,646	401	141,435	20,810
<b>Larceny-theft</b>	<b>165,149</b>	<b>444,323</b>	<b>1,486,284</b>	<b>577,570</b>	<b>126,967</b>	--	<b>200,842</b>	<b>41,278,373</b>	<b>3,249,722</b>	<b>487,444</b>	<b>15,068,886</b>	<b>2,009,181</b>	<b>165,014</b>	<b>1,439,958</b>	<b>2,296,871</b>
\$200 and Over	163,242	407,617	1,397,131	563,572	117,466	--	196,609	39,854,136	3,110,176	449,824	14,201,322	1,935,796	151,262	1,374,077	2,202,868
\$50 to \$200	1,400	30,822	71,454	11,243	7,507	--	3,486	1,201,672	111,796	25,410	758,364	60,581	12,102	52,544	78,929
Under \$50	507	5,884	17,699	2,755	1,994	--	747	222,565	27,750	12,210	109,200	12,804	1,650	13,337	15,074
Pocket Picking	--	340	2,513	60	--	--	--	123,421	900	1,445	16,559	3,303	--	966	2,714
Purse Snatching	2,655	1,079	5,816	143	--	--	--	39,784	1,788	2,468	38,400	4,935	--	5,871	8,045
Shoplifting	507	37,908	91,612	9,536	4,078	--	2,237	3,265,844	155,992	26,801	1,543,946	71,653	25,620	97,495	106,963
From Motor Vehicle	25,041	21,883	139,735	10,198	7,235	--	8,034	9,494,359	442,546	104,497	3,822,090	267,029	16,895	263,963	664,127
Motor Vehicle Parts/Accessories	883	530	41,337	1	--	--	2,080	833,924	43,708	8,976	237,347	52,890	549	22,302	28,323
Bicycles	505	14,894	159,462	2,170	650	--	845	1,311,180	60,954	8,425	503,281	55,478	1,360	28,418	42,785
From Buildings	78,604	31,012	105,463	211,093	15,013	--	5,649	8,184,818	295,964	64,946	1,103,310	337,279	200	143,181	404,037
From Coin-Operated Machines	--	--	2,267	--	--	--	--	20,272	2,852	--	8,997	687	--	1,510	281
All Other	56,954	336,377	938,079	344,369	99,991	--	181,997	17,985,837	2,245,018	269,886	7,794,956	1,215,927	120,390	876,252	1,039,596
<b>Motor Vehicle Theft</b>	<b>26,000</b>	<b>261,483</b>	<b>903,114</b>	<b>159,201</b>	<b>123,099</b>	--	<b>118,104</b>	<b>42,494,413</b>	<b>3,883,136</b>	<b>653,567</b>	<b>19,565,204</b>	<b>1,556,448</b>	<b>755,434</b>	<b>580,741</b>	<b>3,194,603</b>
<b>TOTAL</b>	<b>316,024</b>	<b>1,027,216</b>	<b>3,437,195</b>	<b>1,530,585</b>	<b>368,007</b>	--	<b>413,971</b>	<b>112,199,824</b>	<b>11,274,507</b>	<b>1,595,554</b>	<b>47,313,294</b>	<b>8,771,490</b>	<b>1,055,526</b>	<b>3,017,398</b>	<b>7,428,961</b>

## TYPE AND VALUE (IN DOLLARS) OF PROPERTY STOLEN AND RECOVERED BY COUNTY

	Apache	Cochise	Coconino	Gila	Graham	Greenlee	La Paz	Maricopa	Mohave	Navajo	Pima	Pinal	Santa Cruz	Yavapai	Yuma
<b>Property Stolen</b>															
Currency/Notes/Etc.	19,392	76,876	309,861	250,933	3,933	--	39,147	8,246,313	768,616	149,137	1,831,643	433,235	40,186	680,726	860,751
Jewelry/Precious Metals	8,260	130,428	669,251	284,730	10,384	--	15,743	13,817,000	873,589	140,440	5,200,491	4,405,143	60,342	410,724	468,412
Clothing and Furs	3,622	20,943	77,227	7,006	2,351	--	1,443	3,412,435	68,249	15,359	739,479	75,449	12,177	53,255	127,568
Locally Stolen Vehicles	52,034	225,648	929,132	274,123	120,649	--	118,106	43,616,028	4,083,396	713,222	20,153,662	1,749,506	741,750	609,423	3,908,309
Office Equipment	9,002	1,100	97,208	4,236	--	--	1,900	4,052,996	114,827	7,952	1,285,361	122,083	118	108,528	135,604
Stereos/TV's/Cameras	5,105	41,467	99,863	37,790	28,669	--	6,300	3,260,905	284,153	72,531	983,875	199,242	41,258	66,419	279,294
Firearms	22,610	12,425	44,500	31,092	7,779	--	3,602	1,503,979	222,751	49,412	512,264	115,591	10,112	58,201	94,412
Household Goods	10,156	69,034	65,150	10,585	4,617	--	1,959	2,887,607	116,500	21,013	733,518	117,761	6,368	49,204	72,794
Consumable Goods	9,400	9,925	78,189	8,962	3,834	--	949	1,125,266	94,049	14,947	266,819	27,279	3,620	87,169	59,328
Livestock	30,000	1,750	2,501	--	--	--	30	42,579	7,635	1,174	745	2,000	--	2,450	60
Miscellaneous	146,443	437,620	1,064,313	621,128	185,791	--	224,792	30,235,170	4,640,742	410,367	15,605,437	1,524,201	139,595	891,299	1,422,429
<b>TOTAL</b>	<b>316,024</b>	<b>1,027,216</b>	<b>3,437,195</b>	<b>1,530,585</b>	<b>368,007</b>	<b>--</b>	<b>413,971</b>	<b>112,200,278</b>	<b>11,274,507</b>	<b>1,595,554</b>	<b>47,313,294</b>	<b>8,771,490</b>	<b>1,055,526</b>	<b>3,017,398</b>	<b>7,428,961</b>
<b>Property Recovered</b>															
Currency/Notes/Etc.	430	1,368	2,291	23,466	--	--	300	168,386	10,370	13,804	4,268	6,724	615	35,076	2,800
Jewelry/Precious Metals	3,000	1,641	1,713	3,823	204	--	700	576,119	38,538	7,079	6,932	28,615	158	47,350	9,110
Clothing and Furs	17	5,429	67,908	290	561	--	--	317,839	6,890	1,717	36,862	7,373	1,736	7,592	12,470
Locally Stolen Vehicles	14,001	30,875	514,502	164,153	1,000	--	60,503	28,335,318	2,896,804	346,720	9,822,514	637,876	127,500	359,148	954,643
Office Equipment	2,126	85	19,272	1,000	--	--	--	261,653	11,103	1,542	31,266	6,356	18	11,112	4,040
Stereos/TV's/Cameras	660	1,671	4,872	731	963	--	--	177,877	24,377	11,441	18,025	12,688	3,361	1,901	8,609
Firearms	2,060	300	4,041	427	900	--	1	226,902	41,694	10,639	46,271	8,027	560	38,530	5,902
Household Goods	20	5,374	929	--	142	--	40	64,472	5,674	36,198	11,085	3,061	1,754	1,481	2,601
Consumable Goods	76	3,845	4,289	507	1,112	--	2	128,803	9,787	4,840	32,491	5,357	756	9,979	3,077
Livestock	--	--	--	--	--	--	--	15,059	1,035	--	--	35	--	--	--
Miscellaneous	23,236	133,506	129,260	18,522	23,728	--	3,743	3,099,267	784,223	38,738	988,541	135,453	10,531	87,669	75,509
<b>TOTAL</b>	<b>45,626</b>	<b>184,094</b>	<b>749,077</b>	<b>212,919</b>	<b>28,610</b>	<b>--</b>	<b>65,289</b>	<b>33,371,695</b>	<b>3,830,495</b>	<b>472,718</b>	<b>10,998,255</b>	<b>851,565</b>	<b>146,989</b>	<b>599,838</b>	<b>1,078,761</b>



# STATE ARREST DATA

This page has been intentionally left blank.

## STATE ARREST DATA

### ARREST SUMMARY

- There were 257,062 arrests reported in 2017.
- Arrests for Part I offenses were 47,552 or 18.5 percent.
- Arrests for Part II offenses were 209,510, or 81.5 percent.
- Adult arrests were 230,764, or 89.8 percent, and juvenile arrests were 26,298, or 10.2 percent.
- Males accounted for 186,541 arrests or 72.6 percent, and females accounted for 70,521, or 27.4 percent.
- Arrests for adults between the ages of 25-29 recorded the highest number with 45,555 or 19.7 percent of the total adult arrests.
- Arrests for juveniles age 12 and under were 2,122, or 9.2 percent of the total juvenile arrests.
- Of those persons arrested, 78.7 percent were White, 12.6 percent were Black, 7.8 percent were American Indian/Alaskan Native, 0.8 percent were Asian and 0.0 percent were Pacific Islander.
- Hispanics accounted for 29.1 percent of the arrests.
- Driving under the influence recorded the highest number of arrests of a specific offense with 22,675, or 8.8 percent of the total.

### ARREST BY AGE GROUP

Offense	Adult		Juvenile	
	Male	Female	Male	Female
Criminal Homicide	215	22	25	6
Forcible Rape	248	3	52	0
Robbery	1,438	290	406	50
Aggravated Assault	6,493	1,522	485	191
Burglary	2,828	581	772	56
Larceny-theft	16,695	10,068	2,249	1,259
Motor Vehicle Theft	986	332	316	57
Arson	116	31	54	9
Human Trafficking	126	60	0	0
<b>TOTAL</b>	<b>29,145</b>	<b>12,909</b>	<b>4,359</b>	<b>1,628</b>

### TOTAL ARRESTS BY OFFENSE, RACE AND ETHNIC ORIGIN

Offense Classification	Number of Arrests	Dist.	White	Black	Indian	Asian	Pacific Islander	Hispanic	Non-Hispanic
<b>PART I</b>									
Murder/Non-negligent Manslaughter	266	0.10%	179	70	16	1	--	94	172
Rape	305	0.12%	223	56	21	5	--	97	208
Robbery	2,145	0.83%	1,384	648	104	10	--	794	1,352
Aggravated Assault	8,669	3.37%	6,226	1,655	715	68	5	2,756	5,913
Burglary	4,217	1.64%	3,468	581	148	20	--	1,397	2,820
Larceny-Theft	29,898	11.63%	23,347	3,778	2,539	216	18	8,284	21,614
Motor Vehicle Theft	1,656	0.64%	1,384	198	66	8	--	589	1,067
Arson	209	0.08%	171	28	9	1	--	62	147
Human Trafficking	186	0.07%	133	48	1	4	--	47	139
<b>PART I SUBTOTAL</b>	<b>47,552</b>	<b>18.50%</b>	<b>36515</b>	<b>7062</b>	<b>3619</b>	<b>333</b>	<b>23</b>	<b>14120</b>	<b>33432</b>
<b>PART II</b>									
Manslaughter by Negligence	22	0.01%	18	3	1	--	--	11	11
Other Assaults – Simple	26,515	10.31%	19,928	4,234	2,073	266	14	7,935	18,580
Forgery and Counterfeiting	1,194	0.46%	948	205	35	6	--	370	824
Fraud	2,104	0.82%	1,683	311	86	23	1	486	1,618
Embezzlement	455	0.18%	351	68	33	3	--	127	328
Stolen Property	1,391	0.54%	1,150	197	36	7	1	487	904
Vandalism	10,488	4.08%	8,297	1,421	677	86	7	3,199	7,289
Weapons: Carrying, Possessing, Etc.	3,060	1.19%	2,469	481	87	23	--	1,186	1,874
Prostitution and Comm. Vice	308	0.12%	168	125	3	12	--	48	260
Sex Offenses	1,341	0.52%	1,019	163	146	12	1	353	988
<b>DRUGS, SALE OR MFG.</b>									
Opium, Cocaine, Derivatives	1,017	0.40%	893	91	14	18	1	335	682
Marijuana	1,008	0.39%	804	139	52	13	--	426	582
Synthetic Narcotics	543	0.21%	476	48	18	1	--	169	374
Other Dangerous Non-narcotics	993	0.39%	854	92	44	3	--	261	732
<b>DRUGS, POSSESSION</b>									
Opium, Cocaine, Derivatives	4,552	1.77%	4,017	419	97	19	--	1,289	3,263
Marijuana	16,921	6.58%	13,304	2,323	1,151	130	13	5,439	11,482
Synthetic Narcotics	4,665	1.81%	4,194	323	125	23	--	1,272	3,393
Other Dangerous Non-narcotics	5,673	2.21%	4,816	571	243	41	2	1,578	4,095
All Gambling	8	0.00%	2	--	--	6	--	1	7
Offenses Against Family/Children	2,729	1.06%	2,277	158	281	13	--	802	1,927
Driving Under the Influence	22,675	8.82%	18,677	1,910	1,825	251	12	6,550	16,125
Liquor Law Violations	8,293	3.23%	5,821	664	1,710	83	15	1,955	6,338
Disorderly Conduct	13,805	5.37%	10,459	1,766	1,469	99	12	3,484	10,321
Vagrancy	616	0.24%	428	132	53	3	--	108	508
All Other, Except Traffic	75,359	29.32%	59,658	8,978	6,165	537	21	21,687	53,672
Curfew/Loitering (Juveniles)	1,149	0.45%	996	124	22	6	1	322	827
Runaways (Juveniles)	2,626	1.02%	2,139	354	112	20	1	921	1,705
<b>PART II SUBTOTAL</b>	<b>209,510</b>	<b>81.50%</b>	<b>165,846</b>	<b>25,300</b>	<b>16,558</b>	<b>1704</b>	<b>102</b>	<b>60,801</b>	<b>148,709</b>
<b>TOTAL</b>	<b>257,062</b>	<b>100.00%</b>	<b>202,361</b>	<b>32,362</b>	<b>20,177</b>	<b>2,037</b>	<b>125</b>	<b>74,921</b>	<b>182,141</b>



## JUVENILE ARRESTS BY OFFENSE, RACE AND ETHNIC ORIGIN

Offense Classification	Number of Arrests	Dist.	White	Black	Indian	Asian	Pacific Islander	Hispanic	Non-Hispanic
<b>PART I</b>									
Murder/Non-negligent Manslaughter	31	0.12%	15	15	1	--	--	9	22
Rape	52	0.20%	41	9	2	--	--	18	34
Robbery	456	1.73%	267	179	7	3	--	191	265
Aggravated Assault	676	2.57%	500	141	35	--	--	257	419
Burglary	828	3.15%	640	160	24	4	--	369	459
Larceny-Theft	3,508	13.34%	2,700	592	185	29	2	1,177	2,331
Motor Vehicle Theft	373	1.42%	285	79	6	3	--	162	211
Arson	63	0.24%	58	4	1	--	--	25	38
Human Trafficking	--	--	--	--	--	--	--	--	--
<b>PART I SUBTOTAL</b>	<b>5,987</b>	<b>22.77%</b>	<b>4,506</b>	<b>1,179</b>	<b>261</b>	<b>39</b>	<b>2</b>	<b>2,208</b>	<b>3,779</b>
<b>PART II</b>									
Manslaughter by Negligence	--	0.00%	--	--	--	--	--	--	--
Other Assaults – Simple	3,929	14.94%	3,000	726	181	20	2	1,360	2,569
Forgery and Counterfeiting	22	0.08%	18	3	--	1	--	3	19
Fraud	71	0.27%	55	14	1	1	--	22	49
Embezzlement	6	0.02%	4	2	--	--	--	3	3
Stolen Property	159	0.60%	123	32	3	1	--	85	74
Vandalism	1,865	7.09%	1,553	235	68	9	--	631	1,234
Weapons: Carrying, Possessing, Etc.	263	1.00%	220	28	11	4	--	124	139
Prostitution and Comm. Vice	4	0.02%	1	3	--	--	--	--	4
Sex Offenses	243	0.92%	206	32	4	--	1	77	166
<b>DRUGS, SALE OR MFG.</b>									
Opium, Cocaine, Derivatives	25	0.10%	14	1	--	10	--	9	16
Marijuana	203	0.77%	175	9	16	3	--	104	99
Synthetic Narcotics	127	0.48%	101	15	10	1	--	49	78
Other Dangerous Non-narcotics	102	0.39%	84	12	5	1	--	49	53
<b>DRUGS, POSSESSION</b>									
Opium, Cocaine, Derivatives	93	0.35%	84	7	2	--	--	34	59
Marijuana	2,522	9.59%	2,105	211	180	23	3	979	1,543
Synthetic Narcotics	67	0.25%	64	2	--	1	--	18	49
Other Dangerous Non-narcotics	246	0.94%	206	20	17	3	--	81	165
All Gambling	1	0.00%	1	--	--	--	--	1	--
Offenses Against Family/Children	199	0.76%	173	20	6	--	--	71	128
Driving Under the Influence	211	0.80%	192	9	8	1	1	63	148
Liquor Law Violations	1,488	5.66%	1,258	79	136	11	4	411	1,077
Disorderly Conduct	1,476	5.61%	1,200	226	39	11	--	493	983
Vagrancy	57	0.22%	50	7	--	--	--	22	35
All Other, Except Traffic	3,157	12.00%	2,678	329	125	24	1	1,181	1,976
Curfew/Loitering (Juveniles)	1,149	4.37%	996	124	22	8	1	322	827
Runaways (Juveniles)	2,626	9.99%	2,139	354	112	20	1	921	1,705
<b>PART II SUBTOTAL</b>	<b>20,311</b>	<b>77.23%</b>	<b>16,700</b>	<b>2,500</b>	<b>946</b>	<b>151</b>	<b>14</b>	<b>7,113</b>	<b>13,198</b>
<b>TOTAL</b>	<b>26,298</b>	<b>100.00%</b>	<b>21,206</b>	<b>3,679</b>	<b>1,207</b>	<b>190</b>	<b>16</b>	<b>9,321</b>	<b>16,977</b>

## ADULT ARRESTS BY OFFENSE, RACE AND ETHNIC ORIGIN

Offense Classification	Number of Arrests	Dist.	White	Black	Indian	Asian	Pacific Islander	Hispanic	Non-Hispanic
<b>PART I</b>									
Murder/Non-negligent Manslaughter	235	0.10%	164	55	15	1	--	85	150
Rape	253	0.11%	182	47	19	5	--	79	174
Robbery	1,690	0.73%	1,117	469	97	7	--	603	1,087
Aggravated Assault	7,993	3.46%	5,726	1,514	680	68	5	2,499	5,494
Burglary	3,389	1.47%	2,828	421	124	16	--	1,028	2,361
Larceny-Theft	26,390	11.44%	20,647	3,186	2,354	187	16	7,107	19,283
Motor Vehicle Theft	1,283	0.56%	1,099	119	60	5	--	427	856
Arson	146	0.06%	113	24	8	1	--	37	109
Human Trafficking	186	0.08%	133	48	1	4	--	47	139
<b>PART I SUBTOTAL</b>	<b>41,565</b>	<b>18.01%</b>	<b>32,009</b>	<b>5,883</b>	<b>3,358</b>	<b>294</b>	<b>21</b>	<b>11,912</b>	<b>29,653</b>
<b>PART II</b>									
Manslaughter by Negligence	22	0.01%	18	3	1	--	--	11	11
Other Assaults – Simple	22,586	9.79%	16,928	3,508	1,892	246	12	6,575	16,011
Forgery and Counterfeiting	1,172	0.51%	930	202	35	5	--	367	805
Fraud	2,033	0.88%	1,628	297	85	22	1	464	1,569
Embezzlement	449	0.19%	347	66	33	3	--	124	325
Stolen Property	1,232	0.53%	1,027	165	33	6	1	402	830
Vandalism	8,623	3.74%	6,744	1,186	609	77	7	2,568	6,055
Weapons: Carrying, Possessing, Etc.	2,797	1.21%	2,249	453	76	19	--	1,062	1,735
Prostitution and Comm. Vice	304	0.13%	167	122	3	12	--	48	256
Sex Offenses	1,098	0.48%	813	131	142	12	--	276	822
<b>DRUGS, SALE OR MFG.</b>									
Opium, Cocaine, Derivatives	992	0.43%	879	90	14	8	1	326	666
Marijuana	805	0.35%	629	130	36	10	--	322	483
Synthetic Narcotics	416	0.18%	375	33	8	--	--	120	296
Other Dangerous Non-narcotics	891	0.39%	770	80	39	2	--	212	679
<b>DRUGS, POSSESSION</b>									
Opium, Cocaine, Derivatives	4,459	1.93%	3,933	412	95	19	--	1,255	3,204
Marijuana	14,399	6.24%	11,199	2,112	971	107	10	4,460	9,939
Synthetic Narcotics	4,608	2.00%	4,130	321	125	22	--	1,254	3,344
Other Dangerous Non-narcotics	5,427	2.35%	4,610	551	226	38	2	1,497	3,930
All Gambling	7	0.00%	1	--	--	6	--	--	7
Offenses Against Family/Children	2,530	1.10%	2,104	138	275	13	--	731	1,799
Driving Under the Influence	22,464	9.73%	18,485	1,901	1,817	250	11	6,487	15,977
Liquor Law Violations	6,805	2.95%	4,563	585	1,574	72	11	1,544	5,261
Disorderly Conduct	12,329	5.34%	9,259	1,540	1,430	88	12	2,991	9,338
Vagrancy	559	0.24%	378	125	53	3	--	86	473
All Other, Except Traffic	72,202	31.29%	56,980	8,649	6,040	513	20	20,506	51,696
Curfew/Loitering (Juveniles)	--	--	--	--	--	--	--	--	--
Runaways (Juveniles)	--	--	--	--	--	--	--	--	--
<b>PART II SUBTOTAL</b>	<b>189,199</b>	<b>81.99%</b>	<b>149,146</b>	<b>22,800</b>	<b>15,612</b>	<b>1,553</b>	<b>88</b>	<b>53,688</b>	<b>135,511</b>
<b>TOTAL</b>	<b>230,764</b>	<b>100.00%</b>	<b>181,155</b>	<b>28,683</b>	<b>18,970</b>	<b>1,847</b>	<b>109</b>	<b>65,600</b>	<b>165,164</b>

### TOTAL ARRESTS BY AGE

Offense Classification	Under 10	10-12	13-14	15	16	17	Total Under 18	18	19	20	21	22	23	24	25-29	30-34	35-39	40-44	45-49	50-54	55-59	60-64	65+	Total Over 18	Total All Ages	
<b>PART I</b>																										
Murder/Non-negligent Manslaughter	--	--	9	3	7	12	31	13	10	9	13	7	10	9	45	28	36	19	18	8	9	3	6	237	268	
Rape	--	2	18	14	11	7	52	10	13	16	7	9	11	10	41	30	33	15	17	16	12	6	5	251	303	
Robbery	--	6	67	96	127	160	456	155	139	116	105	77	77	68	331	270	138	124	82	60	47	14	8	1,728	2,184	
Aggravated Assault	14	72	164	124	118	184	676	192	228	228	272	289	337	315	1,617	1340	1020	838	691	525	405	204	182	8,015	8,691	
Burglary	7	60	200	206	189	166	828	199	168	142	130	131	161	173	680	567	409	292	272	176	98	50	33	3,409	4,237	
Larceny-Theft	45	256	762	733	843	869	3,508	1,000	866	867	896	918	992	1,075	5,551	4,325	3,326	3,159	2,745	2,248	1,343	821	650	26,763	30,271	
Motor Vehicle Theft	--	12	104	77	95	85	373	63	61	49	63	44	57	49	268	223	161	169	103	65	40	14	10	1,318	1,691	
Arson	2	17	28	8	6	2	63	4	2	4	1	6	3	6	26	23	19	10	20	18	9	8	3	147	210	
Human Trafficking	--	--	--	--	--	--	--	3	8	6	8	10	5	8	27	24	25	26	20	15	5	9	8	186	186	
<b>PART I SUBTOTAL</b>	<b>68</b>	<b>425</b>	<b>1,352</b>	<b>1,261</b>	<b>1,396</b>	<b>1,485</b>	<b>5,987</b>	<b>1,639</b>	<b>1,495</b>	<b>1,437</b>	<b>1,495</b>	<b>1,491</b>	<b>1,653</b>	<b>1,713</b>	<b>8,586</b>	<b>6,830</b>	<b>5,167</b>	<b>4,652</b>	<b>3,968</b>	<b>3,131</b>	<b>1,968</b>	<b>1,129</b>	<b>905</b>	<b>42,054</b>	<b>48,041</b>	
<b>PART II</b>																										
Manslaughter by Negligence	--	--	--	--	--	--	--	3	2	2	2	--	1	1	4	2	1	2	--	--	2	1	--	22	22	
Other Assaults – Simple	123	596	1,040	714	715	741	3,929	578	659	665	811	781	973	871	4,442	3,623	2,852	2,623	2,189	1,717	1,168	786	601	22,975	26,904	
Forgery and Counterfeiting	1	--	2	2	7	10	22	20	31	26	36	38	40	44	234	220	172	150	150	109	59	28	29	1,165	1,187	
Fraud	--	2	12	14	24	19	71	27	47	49	58	74	62	80	402	330	294	258	250	210	118	73	61	2,010	2,081	
Embezzlement	--	--	--	2	2	2	6	14	19	11	17	18	22	19	104	79	44	53	54	30	21	12	13	443	449	
Stolen Property	--	3	23	30	44	59	159	47	49	46	55	52	45	55	269	205	157	142	104	86	40	20	15	1,239	1,398	
Vandalism	53	222	537	356	324	373	1,865	291	361	328	300	335	342	397	1,702	1,407	1,107	896	713	592	365	240	164	8,700	10,565	
Weapons: Carrying, Possessing, Etc.	2	25	41	36	62	97	263	106	127	140	123	118	127	118	597	433	338	227	191	138	72	46	26	2,796	3,059	
Prostitution and Comm. Vice	--	--	--	--	--	4	4	8	7	14	25	14	11	15	61	33	28	49	33	24	18	18	14	303	307	
Sex Offenses	8	43	85	37	35	35	243	41	42	38	37	23	38	34	140	131	128	110	179	98	71	40	76	1,102	1,345	
<b>DRUGS, SALE OR MFG.</b>																										
Opium, Cocaine, Derivatives	--	--	1	3	15	6	25	22	29	28	40	48	36	47	251	164	127	99	86	63	38	23	8	993	1,018	
Marijuana	--	8	25	24	60	86	203	83	83	58	37	45	33	39	150	96	59	59	39	23	27	11	10	831	1,034	
Synthetic Narcotics	1	6	36	28	31	25	127	17	8	10	5	12	12	12	72	64	63	51	46	40	27	13	16	433	560	
Other Dangerous Non-narcotics	--	6	19	30	25	22	102	19	14	32	24	21	30	27	186	129	104	137	78	80	58	44	22	896	998	
<b>DRUGS, POSSESSION</b>																										
Opium, Cocaine, Derivatives	--	1	12	14	27	39	93	100	114	134	204	189	190	228	1138	756	568	573	380	274	166	94	73	4,436	4,529	
Marijuana	6	114	508	401	591	902	2,522	1,251	1,240	1090	959	795	757	640	2,728	1,678	1,094	1170	767	577	380	242	163	14,754	17,276	
Synthetic Narcotics	--	2	7	22	15	21	67	81	99	114	146	145	170	171	960	829	621	580	522	405	240	147	98	4,564	4,631	
Other Dangerous Non-narcotics	1	9	50	48	65	73	246	131	145	151	138	155	149	173	1043	953	778	693	568	522	324	168	106	5,397	5,643	
All Gambling	--	--	--	--	1	--	1	--	--	--	--	--	--	--	3	--	3	1	--	--	--	--	--	7	8	
Offenses Against Family/Children	2	8	49	54	34	52	199	69	66	50	74	63	80	100	445	419	379	323	296	230	174	105	77	2,515	2,714	
Driving Under the Influence	--	--	2	8	58	143	211	320	468	563	828	962	977	992	4,412	3,230	2,489	2,462	2,033	1,602	1,286	1,005	847	21,924	22,135	
Liquor Law Violations	2	26	223	250	374	613	1,488	948	967	798	155	144	122	133	539	522	506	419	482	492	415	282	157	7,216	8,704	
Disorderly Conduct	44	150	406	293	294	289	1,476	209	305	292	463	472	443	491	2,380	1,905	1,514	1,414	1,164	952	683	460	418	12,371	13,847	
Vagrancy	--	2	14	10	17	14	57	5	9	9	13	23	15	19	73	78	69	64	62	73	58	24	26	561	618	
All Other, Except Traffic	23	219	681	611	783	840	3,157	1,295	1,687	1,893	2,102	2,397	2,698	2,756	14,631	11,992	9,361	8,310	7,533	6,038	4,038	2,659	1,926	71,701	74,858	
Curfew/Loitering (Juveniles)	1	31	258	279	291	289	1,149	--	--	--	--	--	--	--	--	--	--	--	--	--	--	--	--	--	1,149	
Runaways (Juveniles)	17	163	658	580	643	565	2,626	--	--	--	--	--	--	--	--	--	--	--	--	--	--	--	--	--	2,626	
<b>PART II SUBTOTAL</b>	<b>284</b>	<b>1,636</b>	<b>4,689</b>	<b>3,846</b>	<b>4,537</b>	<b>5,319</b>	<b>20,311</b>	<b>5,685</b>	<b>6,578</b>	<b>6,541</b>	<b>6,652</b>	<b>6,924</b>	<b>7,373</b>	<b>7,462</b>	<b>36,969</b>	<b>29,278</b>	<b>22,856</b>	<b>20,865</b>	<b>17,850</b>	<b>14,375</b>	<b>9,848</b>	<b>6,541</b>	<b>4,946</b>	<b>189,354</b>	<b>209,665</b>	
<b>TOTAL</b>	<b>352</b>	<b>2,061</b>	<b>6,041</b>	<b>5,107</b>	<b>5,933</b>	<b>6,804</b>	<b>26,298</b>	<b>7,324</b>	<b>8,073</b>	<b>7,978</b>	<b>8,147</b>	<b>8,415</b>	<b>9,026</b>	<b>9,175</b>	<b>45,555</b>	<b>36,108</b>	<b>28,023</b>	<b>25,517</b>	<b>21,818</b>	<b>17,506</b>	<b>11,816</b>	<b>7,670</b>	<b>5,851</b>	<b>231,408</b>	<b>257,706</b>	

## JUVENILE MALE ARRESTS

Offense Classification	Age						Total
	Under 10	10-12	13-14	15	16	17	
<b>PART I</b>							
Murder/Non-negligent Manslaughter	--	--	7	1	6	11	25
Rape	--	2	18	14	11	7	52
Robbery	--	6	57	77	113	153	406
Aggravated Assault	12	56	102	88	88	139	485
Burglary	6	56	185	193	178	154	772
Larceny-Theft	36	195	503	482	508	525	2,249
Motor Vehicle Theft	--	12	87	64	85	68	316
Arson	2	16	24	7	3	2	54
Human Trafficking	--	--	--	--	--	--	--
<b>PART I SUBTOTAL</b>	<b>56</b>	<b>343</b>	<b>983</b>	<b>926</b>	<b>992</b>	<b>1,059</b>	<b>4,359</b>
<b>PART II</b>							
Manslaughter by Negligence	--	--	--	--	--	--	--
Other Assaults – Simple	93	414	665	430	439	496	2,537
Forgery and Counterfeiting	1	--	1	1	6	7	16
Fraud	--	2	5	12	14	13	46
Embezzlement	--	--	--	1	2	1	4
Stolen Property	--	3	19	25	39	54	140
Vandalism	49	162	426	299	257	299	1,492
Weapons: Carrying, Possessing, Etc.	2	22	39	35	56	96	250
Prostitution and Comm. Vice	--	--	--	--	--	--	--
Sex Offenses	7	38	73	33	32	33	216
<b>DRUGS, SALE OR MFG.</b>							
Opium, Cocaine, Derivatives	--	--	--	3	4	5	12
Marijuana	--	7	17	23	56	61	164
Synthetic Narcotics	--	6	26	19	22	21	94
Other Dangerous Non-narcotics	--	5	8	19	18	19	69
<b>DRUGS, POSSESSION</b>							
Opium, Cocaine, Derivatives	--	1	9	13	24	31	78
Marijuana	6	85	335	321	459	682	1,888
Synthetic Narcotics	--	2	5	19	10	14	50
Other Dangerous Non-narcotics	--	3	34	36	61	59	193
All Gambling	--	--	--	--	1	--	1
Offenses Against Family/Children	2	5	33	39	17	40	136
Driving Under the Influence	--	--	1	7	45	111	164
Liquor Law Violations	1	11	123	135	236	376	882
Disorderly Conduct	34	103	269	197	177	201	981
Vagrancy	--	1	10	8	13	10	42
All Other, Except Traffic	19	164	489	446	580	639	2,337
Curfew/Loitering (Juveniles)	1	250	156	181	176	188	722
Runaways (Juveniles)	13	101	318	289	323	307	1,351
<b>PART II SUBTOTAL</b>	<b>228</b>	<b>1,155</b>	<b>3,061</b>	<b>2,591</b>	<b>3,067</b>	<b>3,763</b>	<b>13,865</b>
<b>TOTAL</b>	<b>284</b>	<b>1,498</b>	<b>4,044</b>	<b>3,517</b>	<b>4,059</b>	<b>4,822</b>	<b>18,224</b>

## JUVENILE FEMALE ARRESTS

Offense Classification	Age						Total
	Under 10	10-12	13-14	15	16	17	
<b>PART I</b>							
Murder/Non-negligent Manslaughter	--	--	2	2	1	1	6
Rape	--	--	--	--	--	--	--
Robbery	--	--	10	19	14	7	50
Aggravated Assault	2	16	62	36	30	45	191
Burglary	1	4	15	13	11	12	56
Larceny-Theft	9	61	259	251	335	344	1,259
Motor Vehicle Theft	--	--	17	13	10	17	57
Arson	--	1	4	1	3	--	9
Human Trafficking	--	--	--	--	--	--	--
<b>PART I SUBTOTAL</b>	<b>12</b>	<b>82</b>	<b>369</b>	<b>335</b>	<b>404</b>	<b>426</b>	<b>1,628</b>
<b>PART II</b>							
Manslaughter by Negligence	--	--	--	--	--	--	--
Other Assaults – Simple	30	182	375	284	276	245	1,392
Forgery and Counterfeiting	--	--	1	1	1	3	6
Fraud	--	--	7	2	10	6	25
Embezzlement	--	--	--	1	--	1	2
Stolen Property	--	--	4	5	5	5	19
Vandalism	4	60	111	57	67	74	373
Weapons: Carrying, Possessing, Etc.	--	3	2	1	6	1	13
Prostitution and Comm. Vice	--	--	--	--	--	4	4
Sex Offenses	1	5	12	4	3	2	27
<b>DRUGS, SALE OR MFG.</b>							
Opium, Cocaine, Derivatives	--	--	1	--	11	1	13
Marijuana	--	1	8	1	4	25	39
Synthetic Narcotics	1	--	10	9	9	4	33
Other Dangerous Non-narcotics	--	1	11	11	7	3	33
<b>DRUGS, POSSESSION</b>							
Opium, Cocaine, Derivatives	--	--	3	1	3	8	15
Marijuana	--	29	173	80	132	220	634
Synthetic Narcotics	--	--	2	3	5	7	17
Other Dangerous Non-narcotics	1	6	16	12	4	14	53
All Gambling	--	--	--	--	--	--	--
Offenses Against Family/Children	--	3	16	15	17	12	63
Driving Under the Influence	--	--	1	1	13	32	47
Liquor Law Violations	1	15	100	115	138	237	606
Disorderly Conduct	10	47	137	96	117	88	495
Vagrancy	--	1	4	2	4	4	15
All Other, Except Traffic	4	55	192	165	203	201	820
Curfew/Loitering (Juveniles)	--	11	102	98	115	101	427
Runaways (Juveniles)	4	62	340	291	320	258	1,275
<b>PART II SUBTOTAL</b>	<b>56</b>	<b>481</b>	<b>1,628</b>	<b>1,255</b>	<b>1,470</b>	<b>1,556</b>	<b>6,446</b>
<b>TOTAL</b>	<b>68</b>	<b>563</b>	<b>1,997</b>	<b>1,590</b>	<b>1,874</b>	<b>1,982</b>	<b>8,074</b>

### ADULT MALE ARRESTS

Offense Classification	Age																Total Arrests
	18	19	20	21	22	23	24	25-29	30-34	35-39	40-44	45-49	50-54	55-59	60-64	65+	
<b>PART I</b>																	
Murder/Non-negligent Manslaughter	12	10	8	13	7	9	9	39	25	35	13	15	7	8	--	5	215
Rape	10	13	16	7	8	11	10	41	30	33	15	17	16	11	6	4	248
Robbery	143	123	100	82	63	67	56	280	228	108	73	40	30	37	4	4	1,438
Aggravated Assault	159	182	198	223	236	283	251	1,297	1,082	819	518	433	324	274	109	105	6,493
Burglary	175	154	119	108	111	145	149	564	458	326	176	163	93	57	22	8	2,828
Larceny-theft	613	524	552	587	595	656	715	3,651	2,665	1,937	1,259	1,085	859	594	243	160	16,695
Motor Vehicle Theft	52	51	36	47	28	48	34	194	177	120	95	57	24	18	5	--	986
Arson	4	2	4	1	5	3	5	23	13	13	7	10	12	5	6	3	116
Human Trafficking	1	--	1	1	2	3	3	15	18	22	14	14	12	5	9	6	126
<b>PART I SUBTOTAL</b>	<b>1,169</b>	<b>1,059</b>	<b>1,034</b>	<b>1,069</b>	<b>1,055</b>	<b>1,225</b>	<b>1,232</b>	<b>6,104</b>	<b>4,696</b>	<b>3,413</b>	<b>2,170</b>	<b>1,834</b>	<b>1,377</b>	<b>1009</b>	<b>404</b>	<b>295</b>	<b>29,145</b>
<b>PART II</b>																	
Manslaughter by Negligence	3	1	2	2	--	1	1	3	2	1	1	--	--	2	1	--	20
Other Assaults-Simple	412	417	450	558	520	673	607	3,159	2,560	2,029	1,337	1,126	894	598	324	288	15,952
Forgery and Counterfeiting	13	20	18	29	26	30	28	154	138	108	70	68	45	18	7	11	783
Fraud	18	28	35	40	53	34	53	259	192	174	115	112	90	39	23	24	1,289
Embezzlement	7	14	7	11	14	13	12	68	42	28	17	17	14	6	3	5	278
Stolen Property	42	37	37	39	45	42	41	202	155	111	75	54	40	20	9	8	957
Vandalism	221	288	244	224	258	256	287	1,285	1069	824	479	375	309	193	99	53	6,464
Weapons: Carrying, Possessing, Etc.	100	117	132	113	113	119	107	548	386	295	178	144	95	54	36	19	2,556
Prostitution and Comm. Vice	1	1	3	5	5	--	1	20	14	15	8	14	11	9	9	9	125
Sex Offenses	40	41	36	34	23	35	29	124	106	105	94	85	75	58	32	63	980
<b>DRUGS, SALE OR MFG.</b>																	
Opium, Cocaine, Derivatives	17	24	23	30	34	24	37	208	116	90	56	38	26	24	15	3	765
Marijuana	72	71	47	27	39	29	37	119	84	51	28	27	15	19	6	6	677
Synthetic Narcotics	15	3	9	2	11	10	9	54	41	47	33	23	24	17	8	4	310
Other Dangerous Non-narcotics	12	8	23	16	15	19	19	125	92	72	76	41	48	35	17	5	623
<b>DRUGS, POSSESSION</b>																	
Opium, Cocaine, Derivatives	78	72	102	135	136	142	157	776	523	406	211	147	112	79	29	23	3,128
Marijuana	961	956	833	765	628	604	500	2,141	1,317	833	583	406	316	221	126	63	11,253
Synthetic Narcotics	59	70	83	99	94	120	118	661	553	417	281	246	201	114	55	27	3,198
Other Dangerous Non-narcotics	107	97	118	100	110	102	137	725	687	532	375	302	276	177	70	23	3,938
All Gambling	--	--	--	--	--	--	--	3	--	3	1	--	--	--	--	--	7
Offenses Against Family/Children	51	41	33	48	40	53	75	279	248	237	157	125	88	87	37	24	1,623
Driving Under the Influence	263	364	430	595	725	712	705	3,317	2,366	1,850	1,367	1,169	963	792	523	459	16,600
Liquor Law Violations	636	653	544	109	107	86	90	430	400	382	310	360	368	327	196	97	5,095
Disorderly Conduct	153	210	205	334	351	331	365	1,768	1,414	1,122	802	673	560	374	231	196	9,089
Vagrancy	4	6	8	9	20	13	17	54	58	39	45	42	43	35	12	15	420
All Other, Except Traffic	982	1,290	1,421	1,532	1,821	1,968	2,027	10,714	8,559	6,527	4,393	4,100	3,204	2,295	1,319	890	53,042
<b>PART II SUBTOTAL</b>	<b>4,267</b>	<b>4,829</b>	<b>4,843</b>	<b>4,856</b>	<b>5,188</b>	<b>5,416</b>	<b>5,459</b>	<b>27,196</b>	<b>21,122</b>	<b>16,298</b>	<b>11,092</b>	<b>9,694</b>	<b>7,817</b>	<b>5,593</b>	<b>3,187</b>	<b>2,315</b>	<b>139,172</b>
<b>TOTAL</b>	<b>5,436</b>	<b>5,888</b>	<b>5,877</b>	<b>5,925</b>	<b>6,243</b>	<b>6,641</b>	<b>6,691</b>	<b>33,300</b>	<b>25,818</b>	<b>19,711</b>	<b>13,262</b>	<b>11,528</b>	<b>9,194</b>	<b>6,602</b>	<b>3,591</b>	<b>2,610</b>	<b>168,317</b>

## ADULT FEMALE ARRESTS

	Age																Total Arrests
	18	19	20	21	22	23	24	25-29	30-34	35-39	40-44	45-49	50-54	55-59	60-64	65+	
<b>PART I</b>																	
Murder/Non-negligent Manslaughter	1	--	1	--	--	1	--	6	3	1	6	3	1	1	3	1	22
Rape	--	--	--	--	1	--	--	--	--	--	--	--	--	1	--	1	3
Robbery	12	16	16	23	14	10	12	51	42	30	51	42	30	10	10	4	290
Aggravated Assault	33	46	30	49	53	54	64	320	258	201	320	258	201	131	95	77	1,522
Burglary	24	14	23	22	20	16	24	116	109	83	116	109	83	41	28	25	581
Larceny-Theft	387	342	315	309	323	336	360	1,900	1,660	1,389	1,900	1,660	1,389	749	578	490	10,068
Motor Vehicle Theft	11	10	13	16	16	9	15	74	46	41	74	46	41	22	9	10	332
Arson	--	--	--	--	1	--	1	3	10	6	3	10	6	4	2	--	31
Human Trafficking	2	8	5	7	8	2	5	12	6	3	12	6	3	--	--	2	60
<b>PART I SUBTOTAL</b>	<b>470</b>	<b>436</b>	<b>403</b>	<b>426</b>	<b>436</b>	<b>428</b>	<b>481</b>	<b>2,482</b>	<b>2,134</b>	<b>1,754</b>	<b>2,482</b>	<b>2,134</b>	<b>1,754</b>	<b>959</b>	<b>725</b>	<b>610</b>	<b>12,909</b>
<b>ART II</b>																	
Manslaughter by Negligence	--	1	--	--	--	--	--	1	--	--	1	--	--	--	--	--	2
Other Assaults – Simple	166	242	215	253	261	300	264	1,286	1,063	823	1,286	1,063	823	570	462	313	7,023
Forgery and Counterfeiting	7	11	8	7	12	10	16	80	82	64	80	82	64	41	21	18	382
Fraud	9	19	14	18	21	28	27	143	138	120	80	82	64	41	21	18	382
Embezzlement	7	5	4	6	4	9	7	36	37	16	36	37	16	15	9	8	165
Stolen Property	5	12	9	16	7	3	14	67	50	46	67	50	46	20	11	7	282
Vandalism	70	73	84	76	77	86	110	417	338	283	417	338	283	172	141	111	2,236
Weapons: Carrying, Possessing, Etc.	6	10	8	10	5	8	11	49	47	43	417	338	283	172	141	111	2,236
Prostitution and Comm. Vice	7	6	11	20	9	11	14	41	19	13	41	19	13	9	9	5	178
Sex Offenses	1	1	2	3	--	3	5	16	25	23	16	25	23	13	8	13	122
<b>DRUGS, SALE OR MFG.</b>																	
Opium, Cocaine, Derivatives	5	5	5	10	14	12	10	43	48	37	43	48	37	14	8	5	228
Marijuana	11	12	11	10	6	4	2	31	12	8	31	12	8	8	5	4	154
Synthetic Narcotics	2	5	1	3	1	2	3	18	23	16	18	23	16	10	5	12	123
Other Dangerous Non-narcotics	7	6	9	8	6	11	8	61	37	32	61	37	32	23	27	17	273
<b>DRUGS, POSSESSION</b>																	
Opium, Cocaine, Derivatives	22	42	32	69	53	48	71	362	233	162	362	233	162	87	65	50	1,308
Marijuana	290	284	257	194	167	153	140	587	361	261	587	361	261	159	116	100	3,501
Synthetic Narcotics	22	29	31	47	51	50	53	299	276	204	299	276	204	126	92	71	1,366
Other Dangerous Non-narcotics	24	48	33	38	45	47	36	318	266	246	318	266	246	147	98	83	1,459
All Gambling	--	--	--	--	--	--	--	--	--	--	--	--	--	--	--	--	--
Offenses Against Family/Children	18	25	17	26	23	27	25	166	171	142	166	171	142	87	68	53	892
Driving Under the Influence	57	104	133	233	237	265	287	1,095	864	639	1,095	864	639	494	482	388	5,324
Liquor Law Violations	312	314	254	46	367	36	43	109	122	124	109	122	124	88	86	60	2,121
Disorderly Conduct	56	95	87	129	121	112	126	612	491	392	612	491	392	309	229	222	3,282
Vagrancy	1	3	1	4	3	2	2	19	20	30	19	20	30	23	12	11	141
All Other, Except Traffic	313	397	472	570	576	730	729	3,917	3,433	2,834	3,917	3,433	2,834	1,743	1,340	1,036	18,659
<b>PART II SUBTOTAL</b>	<b>1,418</b>	<b>1,749</b>	<b>1,698</b>	<b>1,796</b>	<b>1,736</b>	<b>1,957</b>	<b>2,003</b>	<b>9,773</b>	<b>8,156</b>	<b>6,558</b>	<b>9,773</b>	<b>8,156</b>	<b>6,558</b>	<b>4,255</b>	<b>3,354</b>	<b>2,631</b>	<b>50,182</b>
<b>TOTAL</b>	<b>1,888</b>	<b>2,185</b>	<b>2,101</b>	<b>2,222</b>	<b>2,172</b>	<b>2,385</b>	<b>2,484</b>	<b>12,255</b>	<b>10,290</b>	<b>8,312</b>	<b>12,255</b>	<b>10,290</b>	<b>8,312</b>	<b>5,214</b>	<b>4,079</b>	<b>3,241</b>	<b>63,091</b>

This page has been intentionally left blank.



Cocconino

ve

Nav

# COUNTY ARREST DATA

12

Mancopa

Gila

Pinal

G

This page has been intentionally left blank.

# APACHE COUNTY

## TOTAL ARRESTS BY AGE\*

Offense Classification	Under 10	10-12	13-14	15	16	17	Total Under 18	18	19	20	21	22	23
<b>PART I</b>													
Murder/Non-negligent Manslaughter	--	--	--	--	--	--	--	--	--	--	--	--	--
Rape	--	--	--	--	--	--	--	--	--	--	--	--	--
Robbery	--	--	--	--	--	--	--	--	--	--	--	--	--
Aggravated Assault	--	1	--	1	--	1	3	1	--	--	--	--	--
Burglary	--	--	3	3	1	--	7	--	--	3	--	1	--
Larceny-Theft	--	1	2	--	--	--	3	--	3	2	2	4	3
Motor Vehicle Theft	--	--	--	--	--	--	--	--	--	--	--	--	--
Arson	--	--	--	--	--	--	--	--	--	--	--	--	--
Human Trafficking	--	--	--	--	--	--	--	--	--	--	--	--	--
<b>PART I SUBTOTAL</b>	<b>--</b>	<b>2</b>	<b>5</b>	<b>4</b>	<b>1</b>	<b>1</b>	<b>13</b>	<b>1</b>	<b>3</b>	<b>5</b>	<b>2</b>	<b>5</b>	<b>3</b>
<b>PART II</b>													
Manslaughter by Negligence	--	--	--	--	--	--	--	--	--	--	--	--	--
Other Assaults – Simple	--	3	1	2	2	2	10	2	1	--	2	--	1
Forgery and Counterfeiting	--	--	--	--	--	--	--	--	--	--	--	--	--
Fraud	--	--	--	--	--	--	--	--	--	--	--	--	--
Embezzlement	--	--	--	--	--	--	--	--	--	--	--	--	--
Stolen Property	--	--	1	1	--	--	2	--	--	--	--	--	--
Vandalism	--	--	1	--	--	--	1	--	--	1	--	--	--
Weapons: Carrying, Possessing, Etc.	--	--	--	--	--	--	--	--	--	--	--	--	--
Prostitution and Comm. Vice	--	--	--	--	--	--	--	--	--	--	--	--	--
Sex Offenses	--	--	--	--	1	--	1	1	--	--	--	--	--
<b>DRUGS, SALE OR MFG.</b>													
<i>Opium, Cocaine, Derivatives</i>	--	--	--	--	--	--	--	2	1	--	3	2	1
<i>Marijuana</i>	--	--	--	--	2	--	2	1	1	--	--	--	--
<i>Synthetic Narcotics</i>	--	--	--	--	1	1	2	--	--	--	--	--	--
<i>Other Dangerous Non-narcotics</i>	--	--	--	--	--	--	--	--	--	--	--	--	--
<b>DRUGS, POSSESSION</b>													
<i>Opium, Cocaine, Derivatives</i>	--	--	--	--	--	--	--	--	--	--	--	--	--
<i>Marijuana</i>	--	--	3	4	4	12	23	4	8	7	5	4	2
<i>Synthetic Narcotics</i>	--	--	--	--	--	--	--	--	1	1	1	1	--
<i>Other Dangerous Non-narcotics</i>	--	--	--	--	--	--	--	--	1	2	2	1	1
All Gambling	--	--	--	--	--	--	--	--	--	--	--	--	--
Offenses Against Family/Children	--	--	--	--	--	--	--	--	1	--	--	--	1
Driving Under the Influence	--	--	--	--	--	--	--	3	--	1	1	--	1
Liquor Law Violations	--	--	1	1	--	1	3	4	--	2	--	2	--
Disorderly Conduct	--	2	2	4	2	2	12	2	1	1	3	1	2
Vagrancy	--	--	--	--	--	--	--	--	--	--	--	--	--
All Other, Except Traffic	--	--	4	11	2	8	25	1	4	17	4	2	11
Curfew/Loitering (Juveniles)	--	--	--	--	--	--	--	--	--	--	--	--	--
Runaways (Juveniles)	--	--	--	2	4	2	8	--	--	--	--	--	--
<b>PART II SUBTOTAL</b>	<b>--</b>	<b>5</b>	<b>13</b>	<b>25</b>	<b>18</b>	<b>26</b>	<b>89</b>	<b>20</b>	<b>19</b>	<b>32</b>	<b>21</b>	<b>13</b>	<b>20</b>
<b>TOTAL</b>	<b>--</b>	<b>7</b>	<b>18</b>	<b>29</b>	<b>19</b>	<b>29</b>	<b>102</b>	<b>21</b>	<b>22</b>	<b>37</b>	<b>23</b>	<b>18</b>	<b>23</b>

\*Complete data was not provided by the Apache County Sheriff's Office.

APACHE COUNTY (Cont.)

Offense Classification	24	25-29	30-34	35-39	40-44	45-49	50-54	55-59	60-64	65+	Total Over 18	Total All Ages
<b>PART I</b>												
Murder/Non-negligent Manslaughter	--	--	--	--	--	2	--	--	--	--	2	2
Rape	--	--	--	--	--	--	--	--	--	--	--	--
Robbery	--	1	--	--	--	--	--	--	--	--	1	1
Aggravated Assault	--	6	9	--	1	4	1	3	1	1	25	28
Burglary	1	--	--	--	--	--	--	3	--	--	8	15
Larceny-Theft	--	8	3	2	2	2	4	3	2	--	37	40
Motor Vehicle Theft	--	1	2	4	2	3	2	--	--	--	11	11
Arson	--	--	1	--	--	--	--	--	--	--	1	1
Human Trafficking	--	--	--	--	--	--	--	--	--	--	--	--
<b>PART I SUBTOTAL</b>	<b>1</b>	<b>16</b>	<b>15</b>	<b>6</b>	<b>5</b>	<b>11</b>	<b>7</b>	<b>9</b>	<b>3</b>	<b>1</b>	<b>85</b>	<b>98</b>
<b>PART II</b>												
Manslaughter by Negligence	--	--	--	--	--	--	--	--	--	--	--	--
Other Assaults – Simple	4	13	5	8	5	5	7	5	3	2	54	64
Forgery and Counterfeiting	--	--	1	--	--	--	--	--	--	--	1	1
Fraud	--	--	--	--	1	1	--	1	1	--	4	4
Embezzlement	--	--	--	--	--	--	--	--	--	--	--	--
Stolen Property	--	--	--	--	--	--	--	--	--	--	--	2
Vandalism	1	3	2	1	2	1	--	1	--	--	11	12
Weapons: Carrying, Possessing, Etc.	--	--	--	1	--	--	--	--	--	--	1	1
Prostitution and Comm. Vice	--	--	--	--	--	--	--	--	--	--	--	--
Sex Offenses	--	1	--	--	1	--	--	--	--	--	2	3
<b>DRUGS, SALE OR MFG.</b>												
<i>Opium, Cocaine, Derivatives</i>	2	4	3	5	7	3	2	2	1	1	35	35
<i>Marijuana</i>	--	4	3	4	--	--	--	1	--	--	14	16
<i>Synthetic Narcotics</i>	--	1	--	--	--	--	--	--	--	--	4	6
<i>Other Dangerous Non-narcotics</i>	--	1	1	1	2	1	--	--	1	--	5	5
<b>DRUGS, POSSESSION</b>												
<i>Opium, Cocaine, Derivatives</i>	--	2	4	1	1	1	1	--	--	--	8	8
<i>Marijuana</i>	8	21	11	13	15	6	2	2	--	4	108	131
<i>Synthetic Narcotics</i>	--	--	2	--	--	1	--	--	3	--	12	12
<i>Other Dangerous Non-narcotics</i>	1	6	7	3	4	1	1	1	2	--	27	27
All Gambling	--	--	--	--	--	--	--	--	--	--	--	--
Offenses Against Family/Children	--	--	1	4	--	--	2	6	--	--	13	13
Driving Under the Influence	1	3	3	7	7	4	8	1	3	4	43	43
Liquor Law Violations	--	3	5	2	1	4	1	--	--	1	24	27
Disorderly Conduct	1	21	10	10	12	12	6	5	4	3	83	95
Vagrancy	--	1	--	--	--	--	--	--	--	--	1	1
All Other, Except Traffic	6	47	35	19	41	18	15	21	6	13	239	264
Curfew/Loitering (Juveniles)	--	--	--	--	--	--	--	--	--	--	--	--
Runaways (Juveniles)	--	--	--	--	--	--	--	--	--	--	--	8
<b>PART II SUBTOTAL</b>	<b>24</b>	<b>131</b>	<b>93</b>	<b>79</b>	<b>100</b>	<b>58</b>	<b>45</b>	<b>46</b>	<b>24</b>	<b>28</b>	<b>687</b>	<b>776</b>
<b>TOTAL</b>	<b>25</b>	<b>147</b>	<b>108</b>	<b>85</b>	<b>105</b>	<b>69</b>	<b>52</b>	<b>55</b>	<b>27</b>	<b>29</b>	<b>772</b>	<b>874</b>

\*Complete data was not provided by the Apache County Sheriff's Office.

# COCHISE COUNTY

## TOTAL ARRESTS BY AGE\*

Offense Classification	Under 10	10-12	13-14	15	16	17	Total Under 18	18	19	20	21	22	23
<b>PART I</b>													
Murder/Non-negligent Manslaughter	--	--	--	--	--	--	--	--	--	--	--	--	--
Rape	--	--	1	--	2	--	3	--	--	1	--	--	--
Robbery	--	--	--	--	--	1	1	--	--	1	1	1	3
Aggravated Assault	--	1	3	4	3	5	16	6	2	4	3	5	6
Burglary	1	--	5	1	3	2	12	4	1	2	2	1	--
Larceny-Theft	3	10	19	21	24	24	101	29	18	16	12	19	24
Motor Vehicle Theft	--	--	--	--	--	--	--	1	3	1	--	2	1
Arson	--	--	--	--	--	--	--	--	--	--	--	--	--
Human Trafficking	--	--	--	--	--	--	--	--	--	--	--	--	--
<b>PART I SUBTOTAL</b>	<b>4</b>	<b>11</b>	<b>28</b>	<b>26</b>	<b>32</b>	<b>32</b>	<b>133</b>	<b>40</b>	<b>24</b>	<b>25</b>	<b>18</b>	<b>28</b>	<b>34</b>
<b>PART II</b>													
Manslaughter by Negligence	--	--	--	--	--	--	--	--	--	--	--	--	--
Other Assaults – Simple	4	10	15	13	12	16	70	9	7	3	7	6	11
Forgery and Counterfeiting	--	--	--	--	2	--	2	4	--	--	--	3	--
Fraud	--	--	--	--	--	--	--	--	1	3	1	--	4
Embezzlement	--	--	--	--	--	--	--	--	--	--	--	--	--
Stolen Property	--	--	--	--	--	--	--	--	--	--	--	--	1
Vandalism	2	3	12	5	4	12	38	6	5	2	1	7	5
Weapons: Carrying, Possessing, Etc.	--	--	1	--	--	--	1	1	--	--	2	--	--
Prostitution and Comm. Vice	--	--	--	--	--	--	--	--	--	--	--	--	--
Sex Offenses	--	1	4	--	--	--	5	2	--	1	--	1	--
<b>DRUGS, SALE OR MFG.</b>													
<i>Opium, Cocaine, Derivatives</i>	--	--	--	--	--	1	1	--	3	--	--	--	--
<i>Marijuana</i>	--	--	6	6	9	13	34	11	11	8	5	4	4
<i>Synthetic Narcotics</i>	--	--	--	--	--	--	--	--	--	--	2	--	--
<i>Other Dangerous Non-narcotics</i>	--	1	4	3	8	5	21	--	1	4	1	4	2
<b>DRUGS, POSSESSION</b>													
<i>Opium, Cocaine, Derivatives</i>	--	--	--	--	--	--	--	--	--	--	1	--	--
<i>Marijuana</i>	--	2	6	6	15	20	49	21	18	15	16	16	8
<i>Synthetic Narcotics</i>	--	--	--	--	--	--	--	--	--	--	--	--	--
<i>Other Dangerous Non-narcotics</i>	--	--	--	--	--	1	1	3	2	2	3	5	5
All Gambling	--	--	--	--	--	--	--	--	--	--	--	--	--
Offenses Against Family/Children	--	--	3	3	3	5	14	11	6	9	14	8	14
Driving Under the Influence	--	--	--	--	2	1	3	--	2	1	7	4	--
Liquor Law Violations	--	1	8	10	9	16	44	28	40	18	7	4	--
Disorderly Conduct	--	4	8	9	5	8	34	1	2	1	3	2	4
Vagrancy	--	--	--	--	--	--	--	--	--	--	--	--	--
All Other, Except Traffic	--	4	15	6	12	18	55	19	14	13	16	12	16
Curfew/Loitering (Juveniles)	--	1	6	3	3	7	20	--	--	--	--	--	--
Runaways (Juveniles)	5	13	28	17	19	20	102	--	--	--	--	--	--
<b>PART II SUBTOTAL</b>	<b>11</b>	<b>40</b>	<b>116</b>	<b>81</b>	<b>103</b>	<b>143</b>	<b>494</b>	<b>116</b>	<b>112</b>	<b>80</b>	<b>86</b>	<b>76</b>	<b>74</b>
<b>TOTAL</b>	<b>15</b>	<b>51</b>	<b>144</b>	<b>107</b>	<b>135</b>	<b>175</b>	<b>627</b>	<b>156</b>	<b>136</b>	<b>105</b>	<b>104</b>	<b>104</b>	<b>108</b>

\*Complete data was not provided by the Benson, Bisbee, Huachuca City, and Tombstone Police Departments.

COCHISE COUNTY (Cont.)

Offense Classification	24	25-29	30-34	35-39	40-44	45-49	50-54	55-59	60-64	65+	Total Over 18	Total All ages
<b>PART I</b>												
Murder/Non-negligent Manslaughter	--	--	1	--	--	2	--	--	--	--	3	3
Rape	--	2	--	--	--	--	1	--	--	--	4	7
Robbery	3	4	3	1	1	--	3	1	--	--	21	22
Aggravated Assault	6	11	12	16	14	10	10	11	9	7	126	142
Burglary	4	8	5	8	1	4	2	1	1	2	44	56
Larceny-Theft	28	85	62	86	58	50	46	24	24	12	538	639
Motor Vehicle Theft	--	4	1	1	4	1	1	1	--	--	18	18
Arson	--	--	--	--	--	--	--	--	--	--	--	--
Human Trafficking	--	--	--	--	--	--	--	--	--	--	--	--
<b>PART I SUBTOTAL</b>	<b>41</b>	<b>114</b>	<b>84</b>	<b>112</b>	<b>78</b>	<b>67</b>	<b>63</b>	<b>38</b>	<b>34</b>	<b>21</b>	<b>754</b>	<b>887</b>
<b>PART II</b>												
Manslaughter by Negligence	--	--	--	--	--	--	--	--	--	--	--	--
Other Assaults – Simple	7	40	42	32	30	30	23	8	7	7	238	308
Forgery and Counterfeiting	1	--	--	1	--	--	1	1	1	1	12	14
Fraud	2	5	7	5	4	3	5	4	--	--	38	38
Embezzlement	--	--	--	--	--	--	--	--	1	--	1	1
Stolen Property	2	4	1	3	2	1	--	1	2	--	15	15
Vandalism	3	8	15	9	5	6	5	1	3	--	78	116
Weapons: Carrying, Possessing, Etc.	1	7	4	2	5	4	3	2	1	--	29	30
Prostitution and Comm. Vice	--	--	--	--	--	--	--	--	--	--	--	--
Sex Offenses	--	1	5	--	--	1	2	--	--	2	14	19
<b>DRUGS, SALE OR MFG.</b>												
<i>Opium, Cocaine, Derivatives</i>	--	1	--	--	--	--	--	--	--	--	4	5
<i>Marijuana</i>	5	16	16	9	10	5	4	1	1	1	105	139
<i>Synthetic Narcotics</i>	--	1	4	1	--	3	--	1	--	--	10	10
<i>Other Dangerous Non-narcotics</i>	2	17	21	14	10	10	8	8	3	4	94	115
<b>DRUGS, POSSESSION</b>												
<i>Opium, Cocaine, Derivatives</i>	--	--	--	2	--	--	--	1	--	--	4	4
<i>Marijuana</i>	16	51	39	20	30	22	16	11	8	7	285	334
<i>Synthetic Narcotics</i>	--	--	1	--	--	--	--	1	--	--	2	2
<i>Other Dangerous Non-narcotics</i>	6	39	29	25	23	13	19	10	6	5	167	168
All Gambling	--	--	--	--	--	--	--	--	--	--	--	--
Offenses Against Family/Children	8	62	43	40	38	27	22	18	11	21	317	331
Driving Under the Influence	2	20	21	14	9	12	12	14	11	3	126	129
Liquor Law Violations	2	15	11	5	7	7	11	4	5	5	171	215
Disorderly Conduct	1	17	17	16	12	6	13	5	2	2	93	127
Vagrancy	--	--	--	--	--	--	--	--	--	--	--	--
All Other, Except Traffic	18	76	90	52	52	54	48	14	25	12	458	513
Curfew/Loitering (Juveniles)	--	--	--	--	--	--	--	--	--	--	--	20
Runaways (Juveniles)	--	--	--	--	--	--	--	--	--	--	--	102
<b>PART II SUBTOTAL</b>	<b>76</b>	<b>380</b>	<b>366</b>	<b>250</b>	<b>237</b>	<b>204</b>	<b>192</b>	<b>105</b>	<b>87</b>	<b>70</b>	<b>2,261</b>	<b>2,755</b>
<b>TOTAL</b>	<b>117</b>	<b>494</b>	<b>450</b>	<b>362</b>	<b>315</b>	<b>271</b>	<b>255</b>	<b>143</b>	<b>121</b>	<b>91</b>	<b>3,015</b>	<b>3,642</b>

\*Complete data was not provided by the Benson, Bisbee, Huachuca City, and Tombstone Police Departments.

# COCONINO COUNTY

## TOTAL ARRESTS BY AGE\*

Offense Classification	Under 10	10-12	13-14	15	16	17	Total Under 18	18	19	20	21	22	23
<b>PART I</b>													
Murder/Non-negligent Manslaughter	--	--	--	1	1	1	3	1	1	--	--	--	--
Rape	--	--	--	--	1	--	1	--	--	1	1	1	--
Robbery	--	--	--	--	--	1	1	--	--	1	--	3	--
Aggravated Assault	--	2	5	6	5	5	23	10	5	6	11	16	17
Burglary	--	--	5	--	--	3	8	1	1	1	2	--	1
Larceny-Theft	4	10	27	20	26	23	110	38	35	27	37	24	34
Motor Vehicle Theft	--	--	--	--	3	3	6	--	--	1	--	--	2
Arson	--	--	--	--	1	--	1	--	--	1	1	1	2
Human Trafficking	--	--	--	--	--	--	--	--	--	--	--	--	--
<b>PART I SUBTOTAL</b>	<b>4</b>	<b>12</b>	<b>37</b>	<b>27</b>	<b>37</b>	<b>36</b>	<b>153</b>	<b>50</b>	<b>42</b>	<b>38</b>	<b>52</b>	<b>45</b>	<b>56</b>
<b>PART II</b>													
Manslaughter by Negligence	--	--	--	--	--	--	--	--	--	--	--	--	--
Other Assaults – Simple	1	12	28	18	19	21	99	16	26	31	42	36	39
Forgery and Counterfeiting	--	--	--	--	--	--	--	--	1	--	--	--	--
Fraud	--	--	--	--	--	--	--	--	1	--	2	--	--
Embezzlement	--	--	--	--	--	--	--	1	1	2	--	--	--
Stolen Property	--	--	--	1	1	--	2	--	1	--	--	--	--
Vandalism	--	6	14	10	4	9	43	10	15	19	8	20	18
Weapons: Carrying, Possessing, Etc.	--	1	--	--	1	1	3	1	1	3	3	2	1
Prostitution and Comm. Vice	--	--	--	--	--	--	--	--	--	--	--	--	--
Sex Offenses	--	--	3	--	--	--	3	1	3	1	3	3	3
<b>DRUGS, SALE OR MFG.</b>													
<i>Opium, Cocaine, Derivatives</i>	--	--	--	--	--	--	--	1	--	--	--	--	--
<i>Marijuana</i>	--	--	1	1	1	2	5	26	18	4	3	3	--
<i>Synthetic Narcotics</i>	--	--	--	--	--	--	--	--	--	--	--	--	--
<i>Other Dangerous Non-narcotics</i>	--	--	--	--	2	1	3	--	--	--	2	--	2
<b>DRUGS, POSSESSION</b>													
Opium, Cocaine, Derivatives	--	--	--	1	--	--	1	6	6	1	5	--	1
Marijuana	--	4	15	29	37	33	118	82	89	70	56	34	39
Synthetic Narcotics	--	--	1	--	--	--	1	1	--	--	3	--	1
Other Dangerous Non-narcotics	--	1	4	1	--	--	6	2	1	1	1	2	3
All Gambling	--	--	--	--	--	--	--	--	--	--	--	--	--
Offenses Against Family/Children	--	--	1	1	1	2	5	4	7	5	6	5	4
Driving Under the Influence	--	--	--	--	--	3	3	10	17	16	38	40	38
Liquor Law Violations	--	--	16	16	15	28	75	96	118	86	13	4	8
Disorderly Conduct	--	7	13	18	10	7	55	17	20	22	42	38	39
Vagrancy	--	--	--	--	--	--	--	--	--	--	--	--	--
All Other, Except Traffic	--	--	14	2	10	16	42	14	24	20	36	49	56
Curfew/Loitering (Juveniles)	--	--	--	--	--	--	--	--	--	--	--	--	--
Runaways (Juveniles)	--	--	--	1	--	--	1	--	--	--	--	--	--
<b>PART II SUBTOTAL</b>	<b>1</b>	<b>31</b>	<b>110</b>	<b>99</b>	<b>101</b>	<b>123</b>	<b>465</b>	<b>288</b>	<b>349</b>	<b>281</b>	<b>263</b>	<b>236</b>	<b>252</b>
<b>TOTAL</b>	<b>5</b>	<b>43</b>	<b>147</b>	<b>126</b>	<b>138</b>	<b>159</b>	<b>618</b>	<b>338</b>	<b>391</b>	<b>319</b>	<b>315</b>	<b>281</b>	<b>308</b>

\*Complete data was not provided by the Fredonia Marshal's Office.

COCONINO COUNTY (Cont.)

Offense Classification	24	25-29	30-34	35-39	40-44	45-49	50-54	55-59	60-64	65+	Total Over 18	Total All Ages
<b>PART I</b>												
Murder/Non-negligent Manslaughter	1	1	1	4	--	--	--	--	--	--	9	12
Rape	--	3	1	--	1	1	--	--	1	--	10	11
Robbery	1	5	3	1	2	--	--	1	1	--	17	18
Aggravated Assault	10	52	47	29	31	20	26	24	9	5	295	318
Burglary	1	12	9	6	4	2	2	1	--	--	41	49
Larceny-Theft	19	183	145	123	120	91	50	43	24	29	922	1,032
Motor Vehicle Theft	--	3	--	4	--	1	3	2	--	--	16	22
Arson	1	2	2	--	3	3	2	2	--	--	18	19
Human Trafficking	--	--	--	--	--	--	--	--	--	--	--	--
<b>PART I SUBTOTAL</b>	<b>33</b>	<b>261</b>	<b>208</b>	<b>167</b>	<b>161</b>	<b>118</b>	<b>83</b>	<b>73</b>	<b>35</b>	<b>34</b>	<b>1,320</b>	<b>1,473</b>
<b>PART II</b>												
Manslaughter by Negligence	--	--	--	--	--	--	--	--	--	--	--	--
Other Assaults – Simple	40	181	164	116	116	102	71	42	36	16	966	1,065
Forgery and Counterfeiting	--	3	--	1	1	2	1	--	--	--	8	8
Fraud	1	5	4	--	2	4	--	--	--	--	13	13
Embezzlement	--	--	1	--	--	1	--	--	--	--	6	6
Stolen Property	1	2	1	1	1	--	--	--	--	--	7	9
Vandalism	10	80	57	53	35	34	30	15	15	11	394	437
Weapons: Carrying, Possessing, Etc.	--	6	7	2	2	3	--	2	--	--	31	34
Prostitution and Comm. Vice	--	--	--	--	--	--	--	--	--	--	--	--
Sex Offenses	2	15	9	18	22	18	17	10	7	1	128	131
DRUGS, SALE OR MFG.												
<i>Opium, Cocaine, Derivatives</i>	1	--	3	3	--	2	1	--	--	--	9	9
<i>Marijuana</i>	2	2	4	1	3	--	--	--	--	--	66	71
<i>Synthetic Narcotics</i>	--	--	1	--	--	1	--	2	--	--	3	3
<i>Other Dangerous Non-narcotics</i>	--	7	4	4	8	4	3	3	--	--	29	32
DRUGS, POSSESSION												
<i>Opium, Cocaine, Derivatives</i>	1	15	7	4	8	7	5	1	--	--	55	56
<i>Marijuana</i>	38	156	110	72	88	49	39	25	19	6	910	1,028
<i>Synthetic Narcotics</i>	2	13	6	7	5	4	4	2	2	--	45	46
<i>Other Dangerous Non-narcotics</i>	--	8	4	2	4	1	4	1	3	--	32	38
All Gambling	--	--	--	--	--	--	--	--	--	--	--	--
Offenses Against Family/Children	8	33	36	33	20	19	19	6	2	--	165	170
Driving Under the Influence	26	130	102	76	61	60	32	29	32	24	658	661
Liquor Law Violations	7	51	53	66	72	84	81	58	27	20	828	903
Disorderly Conduct	42	201	190	154	127	120	97	60	39	30	1,122	1,177
Vagrancy	--	--	--	--	--	--	--	--	--	--	--	--
All Other, Except Traffic	38	325	321	238	229	235	163	142	96	56	1,885	1,927
Curfew/Loitering (Juveniles)	--	--	--	--	--	--	--	--	--	--	--	--
Runaways (Juveniles)	--	--	--	--	--	--	--	--	--	--	--	1
<b>PART II SUBTOTAL</b>	<b>219</b>	<b>1,233</b>	<b>1,084</b>	<b>851</b>	<b>804</b>	<b>750</b>	<b>567</b>	<b>398</b>	<b>278</b>	<b>164</b>	<b>7,360</b>	<b>7,825</b>
<b>TOTAL</b>	<b>252</b>	<b>1,494</b>	<b>1,292</b>	<b>1,018</b>	<b>965</b>	<b>868</b>	<b>650</b>	<b>471</b>	<b>313</b>	<b>198</b>	<b>8,688</b>	<b>9,306</b>

\*Complete data was not provided by the Fredonia Marshal's Office.



# GILA COUNTY

## TOTAL ARRESTS BY AGE\*

Offense Classification	Under 10	10-12	13-14	15	16	17	Total Under 18	18	19	20	21	22	23
<b>PART I</b>													
Murder/Non-negligent Manslaughter	--	--	--	--	--	--	--	--	--	--	--	--	--
Rape	--	--	--	--	--	--	--	--	--	--	--	--	--
Robbery	--	--	--	1	1	--	2	--	2	1	--	--	2
Aggravated Assault	--	--	1	--	--	1	2	4	3	2	--	11	2
Burglary	--	4	6	2	5	5	22	4	7	5	1	3	6
Larceny-Theft	--	7	6	5	7	8	33	7	10	8	7	7	11
Motor Vehicle Theft	--	2	2	1	--	2	7	--	3	2	2	1	3
Arson	--	1	--	--	--	--	1	--	--	--	--	--	--
Human Trafficking	--	--	--	--	--	--	--	--	--	--	--	--	--
<b>PART I SUBTOTAL</b>	<b>--</b>	<b>14</b>	<b>15</b>	<b>9</b>	<b>13</b>	<b>16</b>	<b>67</b>	<b>15</b>	<b>25</b>	<b>18</b>	<b>10</b>	<b>22</b>	<b>24</b>
<b>PART II</b>													
Manslaughter by Negligence	--	--	--	--	--	--	--	--	--	--	--	--	--
Other Assaults – Simple	--	5	7	7	4	2	25	1	4	3	1	3	4
Forgery and Counterfeiting	--	--	--	--	--	1	1	--	--	--	--	--	--
Fraud	--	--	--	--	--	--	--	--	--	--	--	1	--
Embezzlement	--	--	--	--	--	--	--	--	--	--	--	--	--
Stolen Property	--	--	--	--	--	--	--	--	--	--	--	--	--
Vandalism	2	3	4	3	2	4	18	4	3	6	3	5	2
Weapons: Carrying, Possessing, Etc.	--	--	--	--	--	--	--	2	--	--	1	--	--
Prostitution and Comm. Vice	--	--	--	--	--	--	--	--	--	--	--	--	--
Sex Offenses	1	--	3	1	--	--	5	2	--	--	--	--	--
<b>DRUGS, SALE OR MFG.</b>													
Opium, Cocaine, Derivatives	--	--	--	--	--	--	--	--	1	--	--	1	--
Marijuana	--	--	--	--	1	1	2	2	--	12	5	--	--
Synthetic Narcotics	--	--	--	--	--	--	--	--	--	--	--	--	--
Other Dangerous Non-narcotics	--	--	--	--	--	--	--	8	7	5	8	4	6
<b>DRUGS, POSSESSION</b>													
Opium, Cocaine, Derivatives	--	--	1	--	--	1	2	1	--	--	2	--	--
Marijuana	--	1	2	3	5	11	22	5	18	4	3	8	2
Synthetic Narcotics	--	--	--	--	--	--	--	--	2	--	--	--	--
Other Dangerous Non-narcotics	--	--	--	1	1	--	2	7	4	11	3	1	3
All Gambling	--	--	--	--	--	--	--	--	--	--	--	--	--
Offenses Against Family/Children	--	--	3	5	6	9	23	5	6	11	6	10	14
Driving Under the Influence	--	--	--	--	--	--	--	1	5	1	3	5	5
Liquor Law Violations	--	--	3	6	9	9	27	7	9	5	3	2	2
Disorderly Conduct	2	4	6	5	6	7	30	7	8	5	6	14	4
Vagrancy	--	--	--	--	--	--	--	--	--	--	--	--	--
All Other, Except Traffic	--	3	16	19	6	15	59	26	26	39	42	38	48
Curfew/Loitering (Juveniles)	--	--	--	--	--	--	--	--	--	--	--	--	--
Runaways (Juveniles)	--	--	--	3	--	5	8	--	--	--	--	--	--
<b>PART II SUBTOTAL</b>	<b>5</b>	<b>16</b>	<b>45</b>	<b>53</b>	<b>40</b>	<b>65</b>	<b>224</b>	<b>78</b>	<b>93</b>	<b>102</b>	<b>86</b>	<b>92</b>	<b>90</b>
<b>TOTAL</b>	<b>5</b>	<b>30</b>	<b>60</b>	<b>62</b>	<b>53</b>	<b>81</b>	<b>291</b>	<b>93</b>	<b>118</b>	<b>120</b>	<b>96</b>	<b>114</b>	<b>114</b>

\*Complete data was not provided by the Gila County Sheriff's Office and Hayden Police Department.

GILA COUNTY (Cont.)

Offense Classification	24	25-29	30-34	35-39	40-44	45-49	50-54	55-59	60-64	65+	Total Over 18	Total All Ages
<b>PART I</b>												
Murder/Non-negligent Manslaughter	1	2	--	1	--	--	1	--	--	--	5	5
Rape	--	--	--	--	--	--	--	--	--	--	--	--
Robbery	--	5	--	8	3	--	4	--	--	--	18	20
Aggravated Assault	--	25	11	14	22	12	9	5	4	10	127	129
Burglary	4	14	14	6	5	7	8	8	--	1	88	110
Larceny-Theft	8	56	72	42	39	33	33	10	13	13	311	344
Motor Vehicle Theft	5	15	5	5	10	5	1	2	--	--	52	59
Arson	--	--	1	1	--	--	--	--	--	2	4	5
Human Trafficking	--	--	--	--	--	--	--	--	--	--	--	--
<b>PART I SUBTOTAL</b>	<b>18</b>	<b>117</b>	<b>103</b>	<b>77</b>	<b>79</b>	<b>57</b>	<b>56</b>	<b>25</b>	<b>17</b>	<b>26</b>	<b>604</b>	<b>671</b>
<b>PART II</b>												
Manslaughter by Negligence	--	--	--	--	--	--	--	--	--	--	--	--
Other Assaults – Simple	3	24	25	25	19	7	7	11	5	4	133	158
Forgery and Counterfeiting	1	6	6	5	4	2	3	--	--	--	23	24
Fraud	6	10	1	2	7	1	2	2	--	--	28	28
Embezzlement	--	--	--	--	--	--	--	--	--	--	--	--
Stolen Property	--	2	--	2	5	--	1	2	--	--	9	9
Vandalism	2	13	16	9	8	4	7	6	4	1	89	107
Weapons: Carrying, Possessing, Etc.	--	8	1	--	4	1	2	--	1	--	18	18
Prostitution and Comm. Vice	--	--	--	--	--	--	--	1	--	--	1	1
Sex Offenses	--	1	--	1	--	--	--	1	--	5	10	15
DRUGS, SALE OR MFG.												
<i>Opium, Cocaine, Derivatives</i>	--	2	2	1	1	1	1	1	--	--	9	9
<i>Marijuana</i>	--	6	4	--	9	2	--	4	--	--	41	43
<i>Synthetic Narcotics</i>	--	--	--	--	--	--	--	--	--	--	--	--
<i>Other Dangerous Non-narcotics</i>	11	55	27	23	54	12	23	15	17	5	238	238
DRUGS, POSSESSION												
<i>Opium, Cocaine, Derivatives</i>	--	3	1	2	2	--	1	1	--	--	11	13
<i>Marijuana</i>	1	27	25	13	14	9	13	6	4	2	148	170
<i>Synthetic Narcotics</i>	1	3	--	2	1	--	2	--	--	--	9	9
<i>Other Dangerous Non-narcotics</i>	4	46	16	14	18	10	11	7	3	2	132	134
All Gambling	--	--	--	--	--	--	--	--	--	--	--	--
Offenses Against Family/Children	19	93	95	84	60	69	41	47	35	18	555	578
Driving Under the Influence	7	49	44	34	17	29	28	16	21	21	254	254
Liquor Law Violations	3	4	4	11	9	6	5	3	--	4	80	107
Disorderly Conduct	10	64	35	38	48	34	34	19	21	17	327	357
Vagrancy	--	--	--	--	--	--	--	--	--	--	--	--
All Other, Except Traffic	59	249	231	178	160	152	84	88	55	33	1,314	1,373
Curfew/Loitering (Juveniles)	--	--	--	--	--	--	--	--	--	--	--	--
Runaways (Juveniles)	--	--	--	--	--	--	--	--	--	--	--	8
<b>PART II SUBTOTAL</b>	<b>127</b>	<b>665</b>	<b>533</b>	<b>444</b>	<b>440</b>	<b>339</b>	<b>265</b>	<b>230</b>	<b>166</b>	<b>112</b>	<b>3,429</b>	<b>3,653</b>
<b>TOTAL</b>	<b>145</b>	<b>782</b>	<b>636</b>	<b>521</b>	<b>519</b>	<b>396</b>	<b>321</b>	<b>255</b>	<b>183</b>	<b>138</b>	<b>4,033</b>	<b>4,324</b>

\*Complete data was not provided by the Gila County Sheriff's Office and Hayden Police Department.

# GRAHAM COUNTY

## TOTAL ARRESTS BY AGE

Offense Classification	Under 10	10-12	13-14	15	16	17	Total Under 18	18	19	20	21	22	23
<b>PART I</b>													
Murder/Non-negligent Manslaughter	--	--	--	--	--	--	--	--	--	--	--	--	--
Rape	--	--	--	--	--	--	--	--	--	--	--	--	--
Robbery	--	--	--	--	--	--	--	--	--	--	--	--	--
Aggravated Assault	--	1	1	2	--	1	5	1	1	1	1	--	3
Burglary	--	4	--	--	--	1	5	--	--	2	--	--	--
Larceny-Theft	--	2	6	9	1	4	22	5	1	3	7	1	4
Motor Vehicle Theft	--	--	--	2	--	--	2	--	--	1	--	--	1
Arson	--	--	--	--	--	--	--	--	--	1	--	--	--
Human Trafficking	--	--	--	--	--	--	--	--	--	--	--	--	--
<b>PART I SUBTOTAL</b>	<b>--</b>	<b>7</b>	<b>7</b>	<b>13</b>	<b>1</b>	<b>6</b>	<b>34</b>	<b>6</b>	<b>2</b>	<b>8</b>	<b>8</b>	<b>1</b>	<b>8</b>
<b>PART II</b>													
Manslaughter by Negligence	--	--	--	--	--	--	--	--	--	--	--	--	--
Other Assaults – Simple	--	3	2	3	4	2	14	2	--	1	1	3	--
Forgery and Counterfeiting	--	--	--	--	--	--	--	--	1	1	--	--	1
Fraud	--	--	--	--	--	--	--	--	1	--	--	--	--
Embezzlement	--	--	--	--	--	--	--	--	--	--	--	--	--
Stolen Property	--	--	1	--	--	--	1	--	--	--	--	--	--
Vandalism	--	--	--	--	--	--	--	--	1	--	--	--	--
Weapons: Carrying, Possessing, Etc.	--	--	--	--	--	--	--	1	--	--	--	--	--
Prostitution and Comm. Vice	--	--	--	--	--	--	--	--	--	--	--	--	--
Sex Offenses	--	--	--	--	--	--	--	--	--	--	1	--	--
<b>DRUGS, SALE OR MFG.</b>													
<i>Opium, Cocaine, Derivatives</i>	--	--	--	--	--	--	--	--	--	--	--	--	--
<i>Marijuana</i>	--	--	--	--	--	--	--	--	--	--	--	1	1
<i>Synthetic Narcotics</i>	--	--	--	--	--	--	--	--	--	--	--	--	--
<i>Other Dangerous Non-narcotics</i>	--	--	--	--	--	--	--	--	--	--	--	--	1
<b>DRUGS, POSSESSION</b>													
<i>Opium, Cocaine, Derivatives</i>	--	--	--	--	--	--	--	--	--	--	--	--	--
<i>Marijuana</i>	--	--	6	2	2	13	23	5	2	2	--	1	1
<i>Synthetic Narcotics</i>	--	--	1	--	--	--	1	--	--	--	--	--	--
<i>Other Dangerous Non-narcotics</i>	--	--	--	1	2	4	7	2	--	1	--	--	2
All Gambling	--	--	--	--	--	--	--	--	--	--	--	--	--
Offenses Against Family/Children	1	--	--	--	--	1	2	1	1	2	4	1	4
Driving Under the Influence	--	--	--	--	3	2	5	2	2	3	4	5	2
Liquor Law Violations	--	--	2	9	7	6	24	10	12	8	2	--	--
Disorderly Conduct	1	4	9	1	5	5	25	1	--	--	3	1	4
Vagrancy	--	--	--	--	--	--	--	--	--	--	--	--	--
All Other, Except Traffic	--	7	9	7	7	8	38	3	3	4	12	4	7
Curfew/Loitering (Juveniles)	--	--	--	--	1	2	3	--	--	--	--	--	--
Runaways (Juveniles)	--	--	1	1	4	--	6	--	--	--	--	--	--
<b>PART II SUBTOTAL</b>	<b>2</b>	<b>14</b>	<b>31</b>	<b>24</b>	<b>35</b>	<b>43</b>	<b>149</b>	<b>27</b>	<b>23</b>	<b>22</b>	<b>27</b>	<b>16</b>	<b>23</b>
<b>TOTAL</b>	<b>2</b>	<b>21</b>	<b>38</b>	<b>37</b>	<b>36</b>	<b>49</b>	<b>183</b>	<b>33</b>	<b>25</b>	<b>30</b>	<b>35</b>	<b>17</b>	<b>31</b>

**GRAHAM COUNTY (Cont.)**

Offense Classification	24	25-29	30-34	35-39	40-44	45-49	50-54	55-59	60-64	65+	Total Over 18	Total All Ages
<b>PART I</b>												
Murder/Non-negligent Manslaughter	--	--	--	--	--	--	--	--	--	--	--	--
Rape	--	--	--	--	--	--	--	--	--	--	--	--
Robbery	--	--	--	--	--	--	--	--	--	--	--	--
Aggravated Assault	2	6	8	8	6	7	3	2	--	2	48	53
Burglary	--	1	3	2	--	--	--	--	--	--	8	13
Larceny-Theft	13	26	17	10	20	7	5	4	3	3	110	132
Motor Vehicle Theft	1	1	1	2	--	--	--	--	--	--	7	9
Arson	1	--	--	--	--	--	--	--	--	--	2	2
Human Trafficking	--	--	--	--	--	--	--	--	--	--	--	--
<b>PART I SUBTOTAL</b>	<b>17</b>	<b>34</b>	<b>29</b>	<b>22</b>	<b>26</b>	<b>14</b>	<b>8</b>	<b>6</b>	<b>3</b>	<b>5</b>	<b>175</b>	<b>209</b>
<b>PART II</b>												
Manslaughter by Negligence	--	--	--	--	--	--	--	--	--	--	--	--
Other Assaults – Simple	4	9	7	2	3	5	4	5	1	2	50	64
Forgery and Counterfeiting	--	3	1	--	3	1	--	--	--	--	7	7
Fraud	--	1	2	--	--	1	1	--	--	--	6	6
Embezzlement	--	--	--	--	--	--	--	--	--	--	--	--
Stolen Property	1	5	--	--	2	--	--	1	--	--	7	8
Vandalism	--	1	4	--	--	--	--	--	--	--	2	2
Weapons: Carrying, Possessing, Etc.	--	4	--	4	4	--	--	--	--	--	17	17
Prostitution and Comm. Vice	--	--	--	--	--	--	--	--	--	--	--	--
Sex Offenses	--	--	--	--	--	--	1	--	1	--	3	3
<b>DRUGS, SALE OR MFG.</b>												
<i>Opium, Cocaine, Derivatives</i>	--	--	--	--	--	--	--	--	--	--	--	--
<i>Marijuana</i>	--	1	1	--	--	3	--	1	--	--	8	8
<i>Synthetic Narcotics</i>	--	--	--	--	--	--	--	--	--	--	--	--
<i>Other Dangerous Non-narcotics</i>	--	2	2	1	--	2	1	1	1	--	8	8
<b>DRUGS, POSSESSION</b>												
<i>Opium, Cocaine, Derivatives</i>	--	1	1	1	1	--	--	1	--	--	4	4
<i>Marijuana</i>	3	5	2	3	1	5	1	--	--	--	35	58
<i>Synthetic Narcotics</i>	--	3	--	3	2	1	1	--	--	1	9	10
<i>Other Dangerous Non-narcotics</i>	--	6	10	4	4	4	3	1	--	--	32	39
All Gambling	--	--	--	--	--	--	--	--	--	--	--	--
Offenses Against Family/Children	7	20	21	16	17	15	11	4	2	1	112	114
Driving Under the Influence	1	20	10	10	9	6	4	2	3	1	78	83
Liquor Law Violations	--	1	1	1	1	2	1	3	--	1	46	70
Disorderly Conduct	10	7	17	6	6	3	5	3	2	--	68	93
Vagrancy	--	--	--	--	--	--	--	--	--	--	--	--
All Other, Except Traffic	13	53	57	30	32	43	18	8	10	4	250	288
Curfew/Loitering (Juveniles)	--	--	--	--	--	--	--	--	--	--	--	3
Runaways (Juveniles)	--	--	--	--	--	--	--	--	--	--	--	6
<b>PART II SUBTOTAL</b>	<b>39</b>	<b>142</b>	<b>136</b>	<b>81</b>	<b>85</b>	<b>91</b>	<b>51</b>	<b>30</b>	<b>20</b>	<b>10</b>	<b>742</b>	<b>891</b>
<b>TOTAL</b>	<b>56</b>	<b>176</b>	<b>165</b>	<b>103</b>	<b>111</b>	<b>105</b>	<b>59</b>	<b>36</b>	<b>23</b>	<b>15</b>	<b>917</b>	<b>1,100</b>

# GREENLEE COUNTY

## TOTAL ARRESTS BY AGE\*

Offense Classification	Under 10	10-12	13-14	15	16	17	Total Under 18	18	19	20	21	22	23
<b>PART I</b>													
Murder/Non-negligent Manslaughter	--	--	--	--	--	--	--	--	--	--	--	--	--
Rape	--	--	--	--	--	--	--	--	--	--	--	--	--
Robbery	--	--	--	--	--	--	--	--	--	--	--	--	--
Aggravated Assault	--	--	--	--	--	--	--	--	--	--	--	--	--
Burglary	--	--	--	--	--	--	--	--	--	--	--	--	--
Larceny-Theft	--	--	--	--	--	--	--	1	--	1	1	1	--
Motor Vehicle Theft	--	--	--	--	--	--	--	--	--	--	--	--	--
Arson	--	--	--	--	--	--	--	--	--	--	--	--	--
Human Trafficking	--	--	--	--	--	--	--	--	--	--	--	--	--
<b>PART I SUBTOTAL</b>	--	--	--	--	--	--	--	<b>1</b>	--	<b>1</b>	<b>1</b>	<b>1</b>	--
<b>PART II</b>													
Manslaughter by Negligence	--	--	--	--	--	--	--	--	--	--	--	--	--
Other Assaults – Simple	--	--	--	--	--	--	--	1	1	--	--	--	--
Forgery and Counterfeiting	--	--	--	--	--	--	--	--	--	--	--	--	--
Fraud	--	--	--	--	--	--	--	--	--	--	--	1	--
Embezzlement	--	--	--	--	--	--	--	--	--	--	--	--	--
Stolen Property	--	--	--	--	--	--	--	--	--	--	--	--	--
Vandalism	--	--	--	--	--	--	--	--	--	--	--	--	--
Weapons: Carrying, Possessing, Etc.	--	--	--	--	--	--	--	--	--	--	--	--	--
Prostitution and Comm. Vice	--	--	--	--	--	--	--	--	--	--	--	--	--
Sex Offenses	--	--	--	--	--	--	--	--	--	1	--	--	--
<b>DRUGS, SALE OR MFG.</b>													
<i>Opium, Cocaine, Derivatives</i>	--	--	--	--	--	--	--	--	--	--	--	--	--
<i>Marijuana</i>	--	--	--	--	--	--	--	--	--	--	--	--	--
<i>Synthetic Narcotics</i>	--	--	--	--	--	--	--	--	--	--	--	--	--
<i>Other Dangerous Non-narcotics</i>	--	--	--	--	--	--	--	--	--	--	--	--	--
<b>DRUGS, POSSESSION</b>													
<i>Opium, Cocaine, Derivatives</i>	--	--	--	--	--	--	--	--	--	--	--	--	--
<i>Marijuana</i>	--	--	--	--	--	--	--	2	1	2	--	1	2
<i>Synthetic Narcotics</i>	--	--	--	--	--	--	--	--	--	--	--	--	--
<i>Other Dangerous Non-narcotics</i>	--	--	--	--	--	--	--	--	1	--	--	--	--
All Gambling	--	--	--	--	--	--	--	--	--	--	--	--	--
Offenses Against Family/Children	--	--	--	--	--	--	--	--	--	--	--	--	--
Driving Under the Influence	--	--	--	--	--	--	--	--	2	--	4	--	1
Liquor Law Violations	--	--	--	--	--	--	--	2	1	1	--	--	--
Disorderly Conduct	--	--	--	--	--	--	--	--	--	--	1	--	1
Vagrancy	--	--	--	--	--	--	--	--	--	--	--	--	--
All Other, Except Traffic	--	--	--	--	--	--	--	1	2	5	4	1	2
Curfew/Loitering (Juveniles)	--	--	--	--	--	--	--	--	--	--	--	--	--
Runaways (Juveniles)	--	--	--	--	--	--	--	--	--	--	--	--	--
<b>PART II SUBTOTAL</b>	--	--	--	--	--	--	--	<b>6</b>	<b>8</b>	<b>9</b>	<b>9</b>	<b>3</b>	<b>6</b>
<b>TOTAL</b>	--	--	--	--	--	--	--	<b>7</b>	<b>8</b>	<b>10</b>	<b>10</b>	<b>4</b>	<b>6</b>

\*Complete data was not provided by the Clifton Police Department.

**GREENLEE COUNTY (Cont.)**

Offense Classification	24	25-29	30-34	35-39	40-44	45-49	50-54	55-59	60-64	65+	Total Over 18	Total All Ages
<b>PART I</b>												
Murder/Non-negligent Manslaughter	--	--	--	--	--	--	--	--	--	--	--	--
Rape	--	--	--	--	--	--	--	--	--	--	--	--
Robbery	--	--	--	--	--	--	--	--	--	--	--	--
Aggravated Assault	--	2	--	--	1	2	1	--	--	--	6	6
Burglary	--	--	--	--	--	--	--	--	--	--	--	--
Larceny-Theft	--	1	--	1	--	1	1	--	1	--	8	8
Motor Vehicle Theft	--	2	--	--	2	--	--	--	--	--	3	3
Arson	--	--	--	--	--	--	--	--	--	--	--	--
Human Trafficking	--	--	--	--	--	--	--	--	--	--	--	--
<b>PART I SUBTOTAL</b>	--	<b>5</b>	--	<b>1</b>	<b>3</b>	<b>3</b>	<b>2</b>	--	<b>1</b>	--	<b>17</b>	<b>17</b>
<b>PART II</b>												
Manslaughter by Negligence	--	--	--	--	--	--	--	--	--	--	--	--
Other Assaults – Simple	--	--	2	1	--	1	--	2	1	--	8	8
Forgery and Counterfeiting	--	--	--	1	--	--	1	--	--	--	1	1
Fraud	--	--	--	4	--	--	4	--	--	--	8	8
Embezzlement	--	--	--	--	--	--	--	--	--	--	--	--
Stolen Property	--	--	--	--	--	--	--	--	--	--	--	--
Vandalism	--	2	3	1	1	--	1	1	--	--	8	8
Weapons: Carrying, Possessing, Etc.	1	--	1	1	1	3	--	--	--	--	7	7
Prostitution and Comm. Vice	--	1	--	--	--	--	--	--	--	--	1	1
Sex Offenses	--	1	--	--	--	--	--	--	--	--	2	2
DRUGS, SALE OR MFG.												
<i>Opium, Cocaine, Derivatives</i>	--	1	--	--	--	--	--	--	--	--	1	1
<i>Marijuana</i>	--	--	--	--	--	--	--	1	--	1	2	2
<i>Synthetic Narcotics</i>	--	--	--	--	--	--	--	--	--	--	--	--
<i>Other Dangerous Non-narcotics</i>	--	1	1	1	1	1	1	--	--	--	3	3
DRUGS, POSSESSION												
<i>Opium, Cocaine, Derivatives</i>	--	--	1	--	--	--	--	--	--	--	1	1
<i>Marijuana</i>	--	2	2	8	3	--	5	1	--	1	28	28
<i>Synthetic Narcotics</i>	--	--	--	--	--	--	--	--	--	--	--	--
<i>Other Dangerous Non-narcotics</i>	--	3	4	1	3	2	1	1	--	--	13	13
All Gambling	--	--	--	--	--	--	--	--	--	--	--	--
Offenses Against Family/Children	--	1	--	--	--	--	--	--	--	--	1	1
Driving Under the Influence	2	18	10	13	6	4	4	5	5	7	76	76
Liquor Law Violations	--	10	1	1	4	1	1	3	--	1	24	24
Disorderly Conduct	--	8	6	5	--	3	2	4	3	--	32	32
Vagrancy	--	--	--	--	--	--	--	--	--	--	--	--
All Other, Except Traffic	4	14	9	8	8	7	10	5	3	1	73	73
Curfew/Loitering (Juveniles)	--	--	--	--	--	--	--	--	--	--	--	--
Runaways (Juveniles)	--	--	--	--	--	--	--	--	--	--	--	--
<b>PART II SUBTOTAL</b>	<b>7</b>	<b>62</b>	<b>40</b>	<b>45</b>	<b>27</b>	<b>22</b>	<b>30</b>	<b>23</b>	<b>12</b>	<b>11</b>	<b>286</b>	<b>286</b>
<b>TOTAL</b>	<b>7</b>	<b>67</b>	<b>40</b>	<b>46</b>	<b>30</b>	<b>25</b>	<b>32</b>	<b>23</b>	<b>13</b>	<b>11</b>	<b>303</b>	<b>303</b>

\*Complete data was not provided by the Clifton Police Department.

# LA PAZ COUNTY

## TOTAL ARRESTS BY AGE\*

Offense Classification	Under 10	10-12	13-14	15	16	17	Total under 18	18	19	20	21	22	23
<b>PART I</b>													
Murder/Non-negligent Manslaughter	--	--	--	--	--	--	--	--	--	--	--	--	--
Rape	--	--	--	--	--	--	--	--	--	--	--	--	--
Robbery	--	--	--	--	--	--	--	--	--	--	--	--	--
Aggravated Assault	--	--	--	--	--	--	1	--	--	--	1	--	--
Burglary	--	--	--	--	--	1	--	--	--	--	--	--	--
Larceny-Theft	--	--	--	--	--	--	--	--	1	3	--	1	--
Motor Vehicle Theft	--	--	--	--	--	--	--	--	1	--	1	--	--
Arson	--	--	--	--	--	--	--	--	--	--	--	--	--
Human Trafficking	--	--	--	--	--	--	--	--	--	--	--	--	--
<b>PART I SUBTOTAL</b>	--	--	--	--	--	<b>1</b>	<b>1</b>	--	<b>2</b>	<b>3</b>	<b>2</b>	<b>1</b>	--
<b>PART II</b>													
Manslaughter by Negligence	--	--	--	--	--	--	--	--	--	--	--	--	--
Other Assaults – Simple	--	--	1	--	2	1	4	--	1	--	--	--	--
Forgery and Counterfeiting	--	--	--	--	--	--	--	--	--	1	--	--	--
Fraud	--	--	--	--	--	--	--	--	--	1	--	--	--
Embezzlement	--	--	--	--	--	--	--	--	--	--	--	--	--
Stolen Property	--	--	--	--	--	--	3	--	--	--	--	--	--
Vandalism	--	--	1	1	--	1	1	1	1	--	--	1	1
Weapons: Carrying, Possessing, Etc.	--	--	1	--	--	--	--	--	--	--	--	1	2
Prostitution and Comm. Vice	--	--	--	--	--	--	1	--	--	--	--	--	--
Sex Offenses	--	--	--	1	--	--	--	--	--	--	--	--	--
<b>DRUGS, SALE OR MFG.</b>													
<i>Opium, Cocaine, Derivatives</i>	--	--	--	--	--	--	--	--	--	--	--	--	--
<i>Marijuana</i>	--	--	--	1	--	--	1	--	--	1	--	2	--
<i>Synthetic Narcotics</i>	--	--	--	--	--	--	--	--	--	--	--	--	--
<i>Other Dangerous Non-narcotics</i>	--	--	--	--	--	--	--	--	--	--	1	--	--
<b>DRUGS, POSSESSION</b>													
<i>Opium, Cocaine, Derivatives</i>	--	--	--	--	--	--	--	--	--	--	--	--	--
<i>Marijuana</i>	--	1	1	1	1	4	8	2	3	5	5	4	5
<i>Synthetic Narcotics</i>	--	--	--	--	--	--	--	--	--	--	--	--	--
<i>Other Dangerous Non-narcotics</i>	--	--	--	--	1	--	1	--	--	--	--	--	--
All Gambling	--	--	--	--	--	--	--	--	--	--	--	--	--
Offenses Against Family/Children	--	--	--	2	--	--	2	--	--	--	--	--	--
Driving Under the Influence	--	--	--	--	--	--	--	--	1	1	2	6	2
Liquor Law Violations	--	1	--	1	--	1	--	--	--	--	--	--	--
Disorderly Conduct	--	--	2	3	4	1	3	--	--	2	5	--	--
Vagrancy	--	--	--	--	--	--	10	--	--	--	--	--	--
All Other, Except Traffic	--	1	3	4	2	2	12	1	3	5	1	3	5
Curfew/Loitering (Juveniles)	--	1	2	2	--	--	5	--	--	--	--	--	--
Runaways (Juveniles)	--	--	1	1	--	--	2	--	--	--	--	--	--
<b>PART II SUBTOTAL</b>	--	<b>4</b>	<b>12</b>	<b>17</b>	<b>10</b>	<b>10</b>	<b>53</b>	<b>4</b>	<b>9</b>	<b>16</b>	<b>14</b>	<b>17</b>	<b>15</b>
<b>TOTAL</b>	--	<b>4</b>	<b>12</b>	<b>17</b>	<b>10</b>	<b>11</b>	<b>54</b>	<b>4</b>	<b>11</b>	<b>19</b>	<b>16</b>	<b>18</b>	<b>15</b>

\*Complete data was not provided by the La Paz County Sheriff's Office and Quartzsite Police Department.

LA PAZ COUNTY (Cont.)

Offense Classification	24	25-29	30-34	35-39	40-44	45-49	50-54	55-59	60-64	65+	Total Over 18	Total All Ages
<b>PART I</b>												
Murder/Non-negligent Manslaughter	--	--	--	--	--	--	--	--	--	--	--	--
Rape	--	--	--	--	--	--	--	--	--	--	--	--
Robbery	--	--	--	1	--	--	--	--	--	--	1	1
Aggravated Assault	--	3	5	2	2	1	--	3	1	2	18	19
Burglary	--	3	2	5	2	5	6	--	--	--	19	19
Larceny-Theft	--	8	4	8	3	5	2	2	--	--	33	33
Motor Vehicle Theft	--	--	--	--	--	1	2	--	1	--	6	6
Arson	--	--	--	--	--	--	--	--	--	--	--	--
Human Trafficking	--	--	--	--	--	--	--	--	--	--	--	--
<b>PART I SUBTOTAL</b>	--	<b>14</b>	<b>11</b>	<b>16</b>	<b>7</b>	<b>12</b>	<b>10</b>	<b>5</b>	<b>2</b>	<b>2</b>	<b>77</b>	<b>78</b>
<b>PART II</b>												
Manslaughter by Negligence	--	--	--	--	--	--	--	--	--	--	--	--
Other Assaults – Simple	1	5	4	--	3	3	5	7	3	4	34	38
Forgery and Counterfeiting	--	1	1	1	--	1	1	--	--	--	5	5
Fraud	--	2	1	10	--	11	8	--	--	--	25	25
Embezzlement	--	--	--	--	--	--	--	--	--	--	--	--
Stolen Property	1	--	--	--	--	1	--	--	--	--	2	5
Vandalism	--	8	4	1	5	5	--	--	1	1	25	26
Weapons: Carrying, Possessing, Etc.	--	2	--	1	1	1	--	--	--	1	9	9
Prostitution and Comm. Vice	--	--	--	--	--	--	--	--	--	--	--	1
Sex Offenses	--	--	--	--	--	--	--	1	1	--	2	2
DRUGS, SALE OR MFG.												
<i>Opium, Cocaine, Derivatives</i>	--	1	--	--	--	--	--	--	--	--	1	1
<i>Marijuana</i>	3	6	4	2	--	--	1	1	--	--	19	20
<i>Synthetic Narcotics</i>	--	--	--	--	--	--	--	--	1	--	1	1
<i>Other Dangerous Non-narcotics</i>	--	3	1	1	2	--	--	--	1	--	9	9
DRUGS, POSSESSION												
<i>Opium, Cocaine, Derivatives</i>	1	1	2	2	1	1	1	1	--	--	7	7
<i>Marijuana</i>	1	20	8	6	13	4	4	5	2	--	77	85
<i>Synthetic Narcotics</i>	--	--	1	2	--	1	1	2	--	2	8	8
<i>Other Dangerous Non-narcotics</i>	--	1	1	--	--	2	1	1	--	--	6	7
All Gambling	--	--	--	--	--	--	--	--	--	--	--	--
Offenses Against Family/Children	--	1	--	--	--	--	--	--	--	--	1	3
Driving Under the Influence	5	6	4	6	8	13	6	8	11	11	88	88
Liquor Law Violations	--	--	--	2	1	--	2	3	--	1	8	8
Disorderly Conduct	--	8	8	5	6	5	4	3	2	2	45	48
Vagrancy	--	--	--	--	--	--	--	--	--	--	--	10
All Other, Except Traffic	1	25	21	18	21	14	14	8	3	12	135	147
Curfew/Loitering (Juveniles)	--	--	--	--	--	--	--	--	--	--	--	5
Runaways (Juveniles)	--	--	--	--	--	--	--	--	--	--	--	2
<b>PART II SUBTOTAL</b>	<b>13</b>	<b>90</b>	<b>60</b>	<b>57</b>	<b>61</b>	<b>62</b>	<b>48</b>	<b>40</b>	<b>25</b>	<b>34</b>	<b>507</b>	<b>560</b>
<b>TOTAL</b>	<b>13</b>	<b>104</b>	<b>71</b>	<b>73</b>	<b>68</b>	<b>74</b>	<b>58</b>	<b>45</b>	<b>27</b>	<b>36</b>	<b>584</b>	<b>638</b>

\*Complete data was not provided by the La Paz County Sheriff's Office and Quartzsite Police Department.



# MARICOPA COUNTY

## TOTAL ARRESTS BY AGE\*

Offense Classification	Under 10	10-12	13-14	15	16	17	Total Under 18	18	19	20	21	22	23
<b>PART I</b>													
Murder/Non-negligent Manslaughter	--	--	9	1	4	10	24	10	8	6	11	7	7
Rape	--	--	13	11	7	6	37	4	8	11	4	6	8
Robbery	--	5	58	79	106	114	362	115	98	79	78	60	42
Aggravated Assault	3	40	89	77	77	94	380	124	153	170	201	201	242
Burglary	5	17	104	129	107	83	445	123	91	101	77	81	99
Larceny-Theft	18	116	395	457	478	499	1,963	598	539	558	573	608	617
Motor Vehicle Theft	--	2	74	50	67	41	234	45	29	26	37	21	25
Arson	--	1	5	3	2	1	12	3	2	1	--	--	1
Human Trafficking	--	--	--	--	--	--	--	3	8	6	8	10	5
<b>PART I SUBTOTAL</b>	<b>26</b>	<b>181</b>	<b>747</b>	<b>807</b>	<b>848</b>	<b>848</b>	<b>3,457</b>	<b>1,025</b>	<b>936</b>	<b>958</b>	<b>989</b>	<b>994</b>	<b>1,046</b>
<b>PART II</b>													
Manslaughter by Negligence	--	--	--	--	--	--	--	3	2	1	2	--	--
Other Assaults – Simple	34	255	472	357	385	392	1,895	359	409	414	507	515	645
Forgery and Counterfeiting	1	--	1	2	2	6	12	14	23	22	27	28	35
Fraud	--	1	9	13	18	18	59	22	33	26	46	57	47
Embezzlement	--	--	--	2	2	2	6	11	18	9	15	16	19
Stolen Property	--	1	17	27	40	53	138	41	39	38	38	47	30
Vandalism	23	104	262	169	166	164	888	173	191	182	176	182	189
Weapons: Carrying, Possessing, Etc.	--	8	20	26	40	56	150	74	94	102	77	89	91
Prostitution and Comm. Vice	--	--	--	--	--	4	4	6	6	14	21	12	10
Sex Offenses	4	23	40	12	24	17	120	20	28	24	18	12	25
<b>DRUGS, SALE OR MFG.</b>													
<i>Opium, Cocaine, Derivatives</i>	--	--	--	1	15	5	21	15	18	17	30	36	28
<i>Marijuana</i>	--	7	11	8	27	46	99	23	31	15	13	22	14
<i>Synthetic Narcotics</i>	--	--	1	--	--	2	3	5	3	5	--	5	4
<i>Other Dangerous Non-narcotics</i>	--	--	4	6	3	10	23	5	5	21	9	12	16
<b>DRUGS, POSSESSION</b>													
<i>Opium, Cocaine, Derivatives</i>	--	--	10	12	21	27	70	67	85	104	165	144	157
<i>Marijuana</i>	3	40	132	202	284	482	1,243	680	687	633	582	490	443
<i>Synthetic Narcotics</i>	--	--	1	10	10	8	29	40	51	57	84	76	100
<i>Other Dangerous Non-narcotics</i>	1	3	12	12	19	23	70	72	87	91	78	93	94
All Gambling	--	--	--	--	--	--	--	--	--	--	--	--	--
Offenses Against Family/Children	--	4	13	30	11	10	68	22	19	7	11	12	10
Driving Under the Influence	1	--	2	6	32	98	139	234	347	417	595	668	712
Liquor Law Violations	--	11	71	105	166	280	633	489	507	461	86	92	79
Disorderly Conduct	6	34	113	105	100	98	456	101	163	170	268	265	261
Vagrancy	--	2	10	8	17	14	51	5	9	8	13	23	14
All Other, Except Traffic	8	63	262	246	391	415	1,385	782	978	1,102	1,225	1,403	1,527
Curfew/Loitering (Juveniles)	--	16	161	211	211	224	823	--	--	--	--	--	--
Runaways (Juveniles)	3	31	198	198	213	179	822	--	--	--	--	--	--
<b>PART II SUBTOTAL</b>	<b>84</b>	<b>603</b>	<b>1,922</b>	<b>1,768</b>	<b>2,197</b>	<b>2,633</b>	<b>9,207</b>	<b>3,263</b>	<b>3,833</b>	<b>3,940</b>	<b>4,086</b>	<b>4,299</b>	<b>4,550</b>
<b>TOTAL</b>	<b>110</b>	<b>784</b>	<b>2,669</b>	<b>2,575</b>	<b>3,045</b>	<b>3,481</b>	<b>12,644</b>	<b>4,288</b>	<b>4,769</b>	<b>4,898</b>	<b>5,075</b>	<b>5,293</b>	<b>5,596</b>

\*Complete data was not provided by the El Mirage Police Department.

MARICOPA COUNTY (Cont.)

Offense Classification	24	25-29	30-34	35-39	40-44	45-49	50-54	55-59	60-64	65+	Total Over 18	Total All Ages
<b>PART I</b>												
Murder/Non-negligent Manslaughter	6	28	21	21	16	8	5	6	2	--	159	183
Rape	9	31	21	21	6	13	10	9	4	3	168	205
Robbery	40	207	166	95	77	57	38	29	9	4	1,154	1,516
Aggravated Assault	229	1,134	894	677	571	436	335	230	118	85	5,314	5,694
Burglary	105	415	336	254	186	154	108	58	28	16	2,048	2,493
Larceny-Theft	673	3,464	2,670	2,070	1,967	1,755	1,404	830	491	383	16,567	18,530
Motor Vehicle Theft	23	120	117	71	65	46	28	15	3	4	622	856
Arson	2	16	15	15	5	15	11	4	3	1	79	91
Human Trafficking	8	27	24	25	25	20	15	5	9	8	185	185
<b>PART I SUBTOTAL</b>	<b>1,095</b>	<b>5,442</b>	<b>4,264</b>	<b>3,249</b>	<b>2,918</b>	<b>2,504</b>	<b>1,954</b>	<b>1,186</b>	<b>667</b>	<b>504</b>	<b>26,296</b>	<b>29,753</b>
<b>PART II</b>												
Manslaughter by Negligence	1	4	--	1	2	--	--	2	1	--	18	18
Other Assaults – Simple	571	2,898	2,244	1,778	1,657	1,305	998	655	416	327	14,140	16,035
Forgery and Counterfeiting	36	169	177	140	115	131	90	48	25	23	925	937
Fraud	55	289	223	196	197	164	139	74	48	41	1,405	1,464
Embezzlement	18	101	77	43	52	52	29	21	11	13	420	426
Stolen Property	36	198	147	105	103	78	60	27	13	11	908	1,046
Vandalism	249	955	783	610	477	390	301	179	102	81	4,757	5,645
Weapons: Carrying, Possessing, Etc.	94	436	277	222	138	116	90	43	23	15	1,904	2,054
Prostitution and Comm. Vice	12	55	26	21	47	27	21	10	16	7	246	250
Sex Offenses	26	89	91	86	70	74	55	42	19	43	674	794
DRUGS, SALE OR MFG.												
<i>Opium, Cocaine, Derivatives</i>	34	196	138	88	69	66	50	25	21	6	751	772
<i>Marijuana</i>	17	63	36	22	20	20	7	8	4	4	314	413
<i>Synthetic Narcotics</i>	7	26	22	20	13	12	14	13	3	3	141	144
<i>Other Dangerous Non-narcotics</i>	10	70	56	41	48	41	34	25	13	8	378	401
DRUGS, POSSESSION												
<i>Opium, Cocaine, Derivatives</i>	186	934	596	455	478	296	206	131	78	59	3,546	3,616
<i>Marijuana</i>	370	1,551	873	582	591	377	275	187	101	75	8,117	9,360
<i>Synthetic Narcotics</i>	86	473	382	308	255	264	198	103	67	42	2,239	2,268
<i>Other Dangerous Non-narcotics</i>	106	650	661	556	471	394	366	234	119	69	3,645	3,715
All Gambling	--	2	--	3	1	--	--	--	--	--	6	6
Offenses Against Family/Children	15	76	88	65	62	64	46	23	14	4	409	477
Driving Under the Influence	709	3,201	2,345	1,774	1,818	1,452	1,113	888	667	518	15,589	15,728
Liquor Law Violations	90	294	261	259	191	227	213	193	117	58	3,667	4,300
Disorderly Conduct	279	1,294	940	687	671	501	393	271	152	145	5,915	6,371
Vagrancy	19	69	75	63	59	56	65	52	23	25	523	574
All Other, Except Traffic	1,565	8,166	6,417	5,145	4,542	4,043	3,306	2,108	1,301	872	39,277	40,662
Curfew/Loitering (Juveniles)	--	--	--	--	--	--	--	--	--	--	--	823
Runaways (Juveniles)	--	--	--	--	--	--	--	--	--	--	--	822
<b>PART II SUBTOTAL</b>	<b>4,591</b>	<b>22,259</b>	<b>16,935</b>	<b>13,270</b>	<b>12,147</b>	<b>10,150</b>	<b>8,069</b>	<b>5,362</b>	<b>3,354</b>	<b>2,449</b>	<b>109,914</b>	<b>119,121</b>
<b>TOTAL</b>	<b>5,686</b>	<b>27,701</b>	<b>21,199</b>	<b>16,519</b>	<b>15,065</b>	<b>12,654</b>	<b>10,023</b>	<b>6,548</b>	<b>4,021</b>	<b>2,953</b>	<b>136,210</b>	<b>148,854</b>

\*Complete data was not provided by the El Mirage Police Department.

# MOHAVE COUNTY

## TOTAL ARRESTS BY AGE

Offense Classification	Under 10	10-12	13-14	15	16	17	Total Under 18	18	19	20	21	22	23
<b>PART I</b>													
Murder/Non-negligent Manslaughter	--	--	--	--	--	--	--	--	--	--	--	--	--
Rape	--	--	--	--	--	--	--	--	--	--	--	--	--
Robbery	--	--	1	--	--	--	1	--	6	2	2	--	1
Aggravated Assault	2	2	7	2	3	11	27	9	8	9	11	12	14
Burglary	--	1	8	5	13	4	31	10	12	3	10	7	10
Larceny-Theft	2	10	42	30	17	20	121	40	28	28	28	25	45
Motor Vehicle Theft	--	--	4	1	4	3	12	2	7	1	11	4	6
Arson	--	1	--	--	--	--	1	--	--	1	--	4	--
Human Trafficking	--	--	--	--	--	--	--	--	--	--	--	--	--
<b>PART I SUBTOTAL</b>	<b>4</b>	<b>14</b>	<b>62</b>	<b>38</b>	<b>37</b>	<b>38</b>	<b>193</b>	<b>61</b>	<b>61</b>	<b>44</b>	<b>62</b>	<b>52</b>	<b>76</b>
<b>PART II</b>													
Manslaughter by Negligence	--	--	--	--	--	--	--	--	--	--	--	--	--
Other Assaults – Simple	5	9	26	21	19	16	96	15	14	14	20	18	21
Forgery and Counterfeiting	--	--	1	--	1	--	2	1	2	--	1	2	--
Fraud	--	--	1	--	2	--	3	1	2	5	2	--	3
Embezzlement	--	--	--	--	--	--	--	--	--	--	--	--	--
Stolen Property	--	1	2	--	--	--	3	1	3	1	3	--	4
Vandalism	1	14	32	12	4	23	86	10	8	10	10	17	22
Weapons: Carrying, Possessing, Etc.	--	1	--	--	1	--	2	2	--	2	4	1	--
Prostitution and Comm. Vice	--	--	--	--	--	--	--	--	1	--	2	1	1
Sex Offenses	--	5	1	--	1	2	9	1	2	3	4	2	3
<b>DRUGS, SALE OR MFG.</b>													
<i>Opium, Cocaine, Derivatives</i>	--	--	--	--	--	--	--	--	1	4	--	2	--
<i>Marijuana</i>	--	--	1	--	1	--	2	--	3	--	1	--	1
<i>Synthetic Narcotics</i>	--	--	--	--	1	--	1	--	2	2	2	4	1
<i>Other Dangerous Non-narcotics</i>	--	--	--	--	--	--	--	--	--	--	--	--	1
<b>DRUGS, POSSESSION</b>													
<i>Opium, Cocaine, Derivatives</i>	--	--	--	--	--	--	--	2	3	7	3	9	4
<i>Marijuana</i>	--	2	29	8	25	33	97	41	37	30	24	24	30
<i>Synthetic Narcotics</i>	--	--	1	1	--	2	4	4	6	11	10	10	6
<i>Other Dangerous Non-narcotics</i>	--	--	6	6	6	14	32	17	16	15	19	27	18
All Gambling	--	--	--	--	--	--	--	--	--	--	--	--	--
Offenses Against Family/Children	1	3	12	2	4	15	37	15	10	8	19	13	15
Driving Under the Influence	--	--	--	--	1	1	2	7	6	5	11	17	21
Liquor Law Violations	--	1	12	10	14	26	63	29	38	22	2	5	4
Disorderly Conduct	1	6	28	15	12	15	77	10	10	10	18	12	18
Vagrancy	--	--	--	--	--	--	--	--	--	--	--	--	--
All Other, Except Traffic	1	22	55	43	41	42	204	70	106	112	128	169	188
Curfew/Loitering (Juveniles)	--	1	6	1	6	3	17	--	--	--	--	--	--
Runaways (Juveniles)	--	10	69	54	52	36	221	--	--	--	--	--	--
<b>PART II SUBTOTAL</b>	<b>9</b>	<b>75</b>	<b>282</b>	<b>173</b>	<b>191</b>	<b>228</b>	<b>958</b>	<b>226</b>	<b>270</b>	<b>261</b>	<b>283</b>	<b>333</b>	<b>361</b>
<b>TOTAL</b>	<b>13</b>	<b>89</b>	<b>344</b>	<b>211</b>	<b>228</b>	<b>266</b>	<b>1,151</b>	<b>287</b>	<b>331</b>	<b>305</b>	<b>345</b>	<b>385</b>	<b>437</b>

MOHAVE COUNTY (Cont.)

Offense Classification	24	25-29	30-34	35-39	40-44	45-49	50-54	55-59	60-64	65+	Total Over 18	Total All Ages
<b>PART I</b>												
Murder/Non-negligent Manslaughter	--	4	1	2	--	1	--	2	--	4	13	13
Rape	--	2	--	--	--	--	--	1	--	--	3	3
Robbery	1	4	2	1	7	1	1	--	--	--	26	27
Aggravated Assault	12	73	60	53	32	27	28	31	15	30	396	423
Burglary	5	36	26	22	19	16	10	4	4	3	183	214
Larceny-Theft	49	210	144	130	139	92	95	60	41	34	1,015	1,136
Motor Vehicle Theft	6	27	21	20	30	14	15	11	3	5	160	172
Arson	1	--	--	--	--	--	--	2	2	--	10	11
Human Trafficking	--	--	--	--	--	--	--	--	--	--	--	--
<b>PART I SUBTOTAL</b>	<b>74</b>	<b>356</b>	<b>254</b>	<b>228</b>	<b>227</b>	<b>151</b>	<b>149</b>	<b>111</b>	<b>65</b>	<b>76</b>	<b>1,806</b>	<b>1,999</b>
<b>PART II</b>												
Manslaughter by Negligence	--	--	--	--	--	--	--	--	--	--	--	--
Other Assaults – Simple	15	96	87	73	68	59	50	47	27	24	590	686
Forgery and Counterfeiting	1	16	7	7	12	3	6	6	1	2	56	58
Fraud	2	15	6	15	10	7	9	3	3	1	67	70
Embezzlement	--	--	--	--	--	--	--	--	--	--	--	--
Stolen Property	1	9	8	9	5	7	6	--	1	3	53	56
Vandalism	6	74	49	56	32	29	41	20	17	11	385	471
Weapons: Carrying, Possessing, Etc.	1	18	16	12	11	11	6	3	7	--	88	90
Prostitution and Comm. Vice	3	1	2	1	--	3	3	5	--	4	25	25
Sex Offenses	2	--	4	2	5	4	5	1	4	7	49	58
DRUGS, SALE OR MFG.												
<i>Opium, Cocaine, Derivatives</i>	1	11	3	5	6	1	1	1	--	--	30	30
<i>Marijuana</i>	--	2	1	2	1	--	1	1	--	--	12	14
<i>Synthetic Narcotics</i>	1	12	15	14	11	10	14	4	6	6	88	89
<i>Other Dangerous Non-narcotics</i>	1	--	--	1	1	1	2	1	1	--	8	8
DRUGS, POSSESSION												
<i>Opium, Cocaine, Derivatives</i>	6	34	23	14	11	18	6	1	1	2	119	119
<i>Marijuana</i>	17	94	70	45	56	38	36	20	11	15	544	641
<i>Synthetic Narcotics</i>	9	42	62	32	30	45	28	25	11	7	287	291
<i>Other Dangerous Non-narcotics</i>	25	139	91	72	90	61	50	31	14	18	584	616
All Gambling	--	--	--	--	--	--	--	--	--	--	--	--
Offenses Against Family/Children	10	83	64	58	68	53	36	37	17	26	449	486
Driving Under the Influence	17	102	47	54	64	43	43	34	33	32	473	475
Liquor Law Violations	2	13	11	14	10	10	24	13	3	9	225	288
Disorderly Conduct	17	124	85	78	59	57	46	48	36	56	629	706
Vagrancy	--	--	--	--	2	2	3	2	--	--	9	9
All Other, Except Traffic	197	1,017	818	682	617	530	527	391	249	167	5,335	4,539
Curfew/Loitering (Juveniles)	--	--	--	--	--	--	--	--	--	--	--	17
Runaways (Juveniles)	--	--	--	--	--	--	--	--	--	--	--	221
<b>PART II SUBTOTAL</b>	<b>334</b>	<b>1,902</b>	<b>1,469</b>	<b>1,246</b>	<b>1,169</b>	<b>1,000</b>	<b>943</b>	<b>694</b>	<b>447</b>	<b>490</b>	<b>10,105</b>	<b>11,063</b>
<b>TOTAL</b>	<b>408</b>	<b>2,258</b>	<b>1,723</b>	<b>1,476</b>	<b>1,396</b>	<b>1,151</b>	<b>1,092</b>	<b>805</b>	<b>512</b>	<b>566</b>	<b>11,911</b>	<b>13,062</b>

# NAVAJO COUNTY

## TOTAL ARRESTS BY AGE

Offense Classification	Under 10	10-12	13-14	15	16	17	Total Under 18	18	19	20	21	22	23
<b>PART I</b>													
Murder/Non-negligent Manslaughter	--	--	--	--	--	--	--	1	--	--	--	--	1
Rape	--	--	--	--	--	--	--	1	--	--	--	--	--
Robbery	--	--	--	--	--	--	--	--	--	1	--	--	--
Aggravated Assault	1	1	2	4	--	5	13	6	5	2	6	7	4
Burglary	--	2	2	--	9	6	19	3	2	--	2	4	2
Larceny-Theft	1	1	7	11	13	24	57	25	25	16	12	25	16
Motor Vehicle Theft	--	--	--	--	--	--	--	1	3	--	--	1	1
Arson	--	--	--	--	--	--	--	--	--	--	--	--	--
Human Trafficking	--	--	--	--	--	--	--	--	--	--	--	--	--
<b>PART I SUBTOTAL</b>	<b>2</b>	<b>4</b>	<b>11</b>	<b>15</b>	<b>22</b>	<b>35</b>	<b>89</b>	<b>37</b>	<b>35</b>	<b>19</b>	<b>20</b>	<b>37</b>	<b>24</b>
<b>PART II</b>													
Manslaughter by Negligence	--	--	--	--	--	--	--	--	--	--	--	--	--
Other Assaults – Simple	--	4	1	3	7	5	20	8	12	12	8	7	8
Forgery and Counterfeiting	--	--	--	--	--	--	--	--	1	--	1	--	--
Fraud	--	--	--	--	--	--	--	--	1	--	--	1	2
Embezzlement	--	--	--	--	--	--	--	--	--	--	--	--	--
Stolen Property	--	--	--	--	--	--	--	--	--	--	--	--	--
Vandalism	--	2	6	3	4	4	19	2	3	6	1	5	5
Weapons: Carrying, Possessing, Etc.	--	1	--	--	2	1	4	--	1	1	1	1	3
Prostitution and Comm. Vice	--	--	--	--	--	--	--	--	--	--	--	--	--
Sex Offenses	--	--	1	--	--	--	1	1	1	2	--	--	--
<b>DRUGS, SALE OR MFG.</b>													
<i>Opium, Cocaine, Derivatives</i>	--	--	--	--	--	--	--	--	--	--	--	--	--
<i>Marijuana</i>	--	--	1	--	2	1	4	2	--	3	--	2	3
<i>Synthetic Narcotics</i>	--	--	--	--	--	--	--	--	--	--	--	1	--
<i>Other Dangerous Non-narcotics</i>	--	--	--	2	--	--	2	--	--	--	1	--	--
<b>DRUGS, POSSESSION</b>													
<i>Opium, Cocaine, Derivatives</i>	--	--	--	--	--	--	--	1	--	1	--	--	2
<i>Marijuana</i>	--	8	18	10	12	11	59	20	18	11	11	9	8
<i>Synthetic Narcotics</i>	--	--	--	1	--	1	2	2	3	5	1	--	--
<i>Other Dangerous Non-narcotics</i>	--	--	4	3	5	3	15	7	4	3	5	6	7
All Gambling	--	--	--	--	--	--	--	--	--	--	--	--	--
Offenses Against Family/Children	--	--	--	--	--	--	--	--	--	--	--	3	2
Driving Under the Influence	--	--	--	--	4	8	12	12	12	19	11	25	11
Liquor Law Violations	1	3	10	7	22	38	81	36	21	24	4	2	4
Disorderly Conduct	--	--	8	4	5	2	19	8	7	9	7	10	12
Vagrancy	--	--	--	--	--	--	--	--	--	--	--	--	--
All Other, Except Traffic	--	9	32	11	17	17	86	16	24	29	36	27	43
Curfew/Loitering (Juveniles)	--	--	3	2	1	1	7	--	--	--	--	--	--
Runaways (Juveniles)	--	1	2	3	2	4	12	--	--	--	--	--	--
<b>PART II SUBTOTAL</b>	<b>1</b>	<b>28</b>	<b>86</b>	<b>49</b>	<b>83</b>	<b>96</b>	<b>343</b>	<b>115</b>	<b>108</b>	<b>125</b>	<b>87</b>	<b>99</b>	<b>110</b>
<b>TOTAL</b>	<b>3</b>	<b>32</b>	<b>97</b>	<b>64</b>	<b>105</b>	<b>131</b>	<b>432</b>	<b>152</b>	<b>143</b>	<b>144</b>	<b>107</b>	<b>136</b>	<b>134</b>

NAVAJO COUNTY (Cont.)

Offense Classification	24	25-29	30-34	35-39	40-44	45-49	50-54	55-59	60-64	65+	Total Over 18	Total All Ages
<b>PART I</b>												
Murder/Non-negligent Manslaughter	--	--	--	--	--	--	--	--	--	--	2	2
Rape	--	--	--	--	--	--	--	--	--	--	1	1
Robbery	--	3	1	3	1	1	--	1	--	--	11	11
Aggravated Assault	5	27	31	14	17	17	6	18	6	2	166	179
Burglary	--	11	8	10	3	4	8	4	1	2	58	77
Larceny-Theft	17	85	103	71	45	70	43	39	14	10	533	590
Motor Vehicle Theft	--	5	11	3	1	8	--	1	1	--	30	30
Arson	--	--	--	--	1	--	--	--	--	--	1	1
Human Trafficking	--	--	--	--	--	--	--	--	--	--	--	--
<b>PART I SUBTOTAL</b>	<b>22</b>	<b>131</b>	<b>154</b>	<b>101</b>	<b>68</b>	<b>100</b>	<b>57</b>	<b>63</b>	<b>22</b>	<b>14</b>	<b>802</b>	<b>891</b>
<b>PART II</b>												
Manslaughter by Negligence	--	--	1	--	--	--	--	--	--	--	1	1
Other Assaults – Simple	9	52	62	41	42	38	23	12	11	10	315	335
Forgery and Counterfeiting	--	3	3	1	--	2	1	1	--	--	12	12
Fraud	--	4	7	2	1	6	1	1	4	1	24	24
Embezzlement	--	--	--	--	--	--	--	--	--	--	--	--
Stolen Property	1	1	--	--	--	2	--	1	--	--	5	5
Vandalism	2	16	23	13	16	12	7	5	1	1	106	125
Weapons: Carrying, Possessing, Etc.	--	8	5	2	3	3	4	4	2	--	39	43
Prostitution and Comm. Vice	--	--	3	--	--	2	--	--	--	2	7	7
Sex Offenses	--	1	1	2	1	1	--	--	--	1	11	12
DRUGS, SALE OR MFG.												
<i>Opium, Cocaine, Derivatives</i>	--	--	--	--	--	--	--	--	--	--	--	--
<i>Marijuana</i>	1	12	5	4	1	--	--	--	3	2	39	43
<i>Synthetic Narcotics</i>	--	1	1	--	1	1	--	1	1	1	6	6
<i>Other Dangerous Non-narcotics</i>	1	9	5	6	7	--	4	4	2	1	33	35
DRUGS, POSSESSION												
<i>Opium, Cocaine, Derivatives</i>	1	4	1	--	2	--	--	--	--	--	10	10
<i>Marijuana</i>	9	56	39	10	30	20	8	8	4	2	239	298
<i>Synthetic Narcotics</i>	--	8	4	2	6	--	1	--	--	--	28	30
<i>Other Dangerous Non-narcotics</i>	4	29	34	23	16	23	17	6	8	3	165	180
All Gambling	--	--	--	--	--	--	--	--	--	--	--	--
Offenses Against Family/Children	1	8	4	5	8	2	6	1	2	1	36	36
Driving Under the Influence	17	94	72	79	58	65	49	41	27	20	548	560
Liquor Law Violations	3	25	22	19	16	18	14	19	14	5	252	333
Disorderly Conduct	15	68	82	41	53	44	18	18	18	14	379	398
Vagrancy	--	--	1	1	--	--	--	--	--	--	2	2
All Other, Except Traffic	39	277	295	185	201	174	109	93	65	54	1,464	1,550
Curfew/Loitering (Juveniles)	--	--	--	--	--	--	--	--	--	--	--	7
Runaways (Juveniles)	--	--	--	--	--	--	--	--	--	--	--	12
<b>PART II SUBTOTAL</b>	<b>103</b>	<b>676</b>	<b>670</b>	<b>436</b>	<b>462</b>	<b>413</b>	<b>262</b>	<b>215</b>	<b>162</b>	<b>119</b>	<b>3,721</b>	<b>4,064</b>
<b>TOTAL</b>	<b>125</b>	<b>807</b>	<b>824</b>	<b>537</b>	<b>530</b>	<b>513</b>	<b>319</b>	<b>278</b>	<b>184</b>	<b>133</b>	<b>4,523</b>	<b>4,955</b>

# PIMA COUNTY

## TOTAL ARRESTS BY AGE\*

Offense Classification	Under 10	10-12	13-14	15	16	17	Total Under 18	18	19	20	21	22	23
<b>PART I</b>													
Murder/Non-negligent Manslaughter	--	--	--	1	1	--	2	1	--	3	2	--	2
Rape	--	--	3	2	1	--	6	2	3	2	1	1	1
Robbery	--	--	6	14	15	38	73	36	28	26	16	12	24
Aggravated Assault	4	10	27	16	12	25	94	14	26	18	21	22	30
Burglary	1	15	37	36	24	25	138	29	41	16	26	25	30
Larceny-Theft	6	63	144	92	145	146	596	137	122	126	143	140	160
Motor Vehicle Theft	--	--	15	9	10	17	51	6	8	13	8	12	14
Arson	1	4	13	5	--	1	24	--	--	--	--	--	--
Human Trafficking	--	--	--	--	--	--	--	--	--	--	--	--	--
<b>PART I SUBTOTAL</b>	<b>12</b>	<b>92</b>	<b>245</b>	<b>175</b>	<b>208</b>	<b>252</b>	<b>984</b>	<b>225</b>	<b>228</b>	<b>204</b>	<b>217</b>	<b>212</b>	<b>261</b>
<b>PART II</b>													
Manslaughter by Negligence	--	--	--	--	--	--	--	--	--	--	--	--	1
Other Assaults – Simple	66	215	359	190	157	187	1,174	104	129	121	135	123	148
Forgery and Counterfeiting	--	--	--	--	--	3	3	--	2	--	3	--	1
Fraud	--	--	--	--	1	--	1	1	2	4	3	8	3
Embezzlement	--	--	--	--	--	--	--	--	--	--	--	1	--
Stolen Property	--	--	--	1	--	3	4	4	5	7	5	1	9
Vandalism	11	48	124	84	76	74	417	52	68	73	64	66	56
Weapons: Carrying, Possessing, Etc.	2	10	14	6	10	22	64	13	18	17	26	16	13
Prostitution and Comm. Vice	--	--	--	--	--	--	--	--	--	--	--	--	--
Sex Offenses	--	9	13	5	4	7	38	4	3	--	2	1	2
<b>DRUGS, SALE OR MFG.</b>													
<i>Opium, Cocaine, Derivatives</i>	--	--	1	1	--	--	2	2	4	3	--	4	3
<i>Marijuana</i>	--	1	2	2	9	8	22	7	5	6	2	1	3
<i>Synthetic Narcotics</i>	1	6	35	28	28	22	120	12	1	1	1	2	5
<i>Other Dangerous Non-narcotics</i>	--	--	1	3	2	1	7	1	--	1	1	--	--
<b>DRUGS, POSSESSION</b>													
<i>Opium, Cocaine, Derivatives</i>	--	--	--	--	2	3	5	10	7	9	10	10	8
<i>Marijuana</i>	2	35	133	76	114	163	523	201	183	147	130	111	110
<i>Synthetic Narcotics</i>	--	2	--	5	4	4	15	25	27	31	31	44	48
<i>Other Dangerous Non-narcotics</i>	--	--	11	17	17	17	63	10	16	8	7	5	5
All Gambling	--	--	--	--	--	--	--	--	--	--	--	--	--
Offenses Against Family/Children	--	--	4	3	--	2	9	1	--	--	1	1	1
Driving Under the Influence	--	--	--	1	14	17	32	38	43	60	99	124	111
Liquor Law Violations	1	7	48	34	78	126	294	165	137	96	11	13	8
Disorderly Conduct	15	38	116	47	63	56	335	30	54	38	64	66	66
Vagrancy	--	--	--	--	--	--	--	--	--	1	--	--	--
All Other, Except Traffic	11	70	155	129	130	138	633	170	278	317	295	389	477
Curfew/Loitering (Juveniles)	--	8	53	38	46	41	186	--	--	--	--	--	--
Runaways (Juveniles)	4	93	297	244	276	264	1,178	--	--	--	--	--	--
<b>PART II SUBTOTAL</b>	<b>113</b>	<b>543</b>	<b>1,366</b>	<b>914</b>	<b>1,031</b>	<b>1,158</b>	<b>5,125</b>	<b>850</b>	<b>982</b>	<b>940</b>	<b>890</b>	<b>986</b>	<b>1,078</b>
<b>TOTAL</b>	<b>125</b>	<b>635</b>	<b>1,611</b>	<b>1,089</b>	<b>1,239</b>	<b>1,410</b>	<b>6,109</b>	<b>1,075</b>	<b>1,210</b>	<b>1,144</b>	<b>1,107</b>	<b>1,198</b>	<b>1,339</b>

\*Complete data was not provided by South Tucson Police Department.

PIMA COUNTY (Cont.)

Offense Classification	24	25-29	30-34	35-39	40-44	45-49	50-54	55-59	60-64	65+	Total Over 18	Total All Ages
<b>PART I</b>												
Murder/non-negligent Manslaughter	1	9	3	7	3	2	--	--	--	--	32	34
Rape	--	3	7	6	6	2	2	1	--	1	38	44
Robbery	16	92	89	24	26	21	11	15	3	3	410	483
Aggravated Assault	27	139	135	95	68	82	59	35	20	12	750	844
Burglary	30	137	116	66	53	57	23	9	12	3	627	765
Larceny-Theft	168	978	761	562	532	413	413	198	126	92	4,444	5,040
Motor Vehicle Theft	6	59	38	36	40	13	9	4	2	--	255	306
Arson	--	4	3	3	1	1	4	--	2	--	18	42
Human Trafficking	--	--	--	--	--	--	--	--	--	--	--	--
<b>PART I SUBTOTAL</b>	<b>248</b>	<b>1,421</b>	<b>1,152</b>	<b>799</b>	<b>729</b>	<b>591</b>	<b>521</b>	<b>262</b>	<b>165</b>	<b>111</b>	<b>6,574</b>	<b>7,558</b>
<b>PART II</b>												
Manslaughter by Negligence	--	--	1	--	--	--	--	--	--	--	2	2
Other Assaults – Simple	127	751	646	476	431	413	334	251	191	117	4,159	5,333
Forgery and Counterfeiting	2	14	20	9	10	6	--	1	--	--	57	60
Fraud	5	37	33	31	13	25	20	15	11	15	191	192
Embezzlement	--	3	1	--	1	1	1	--	--	--	6	6
Stolen Property	5	29	30	25	15	8	12	8	1	--	140	144
Vandalism	70	364	298	250	213	142	133	84	66	36	1,834	2,251
Weapons: Carrying, Possessing, Etc.	9	65	58	50	29	21	15	6	3	3	338	402
Prostitution and Comm. Vice	--	1	1	--	1	--	--	--	--	1	3	3
Sex Offenses	2	7	8	7	6	4	8	4	6	7	71	109
DRUGS, SALE OR MFG.												
<i>Opium, Cocaine, Derivatives</i>	8	25	12	12	10	10	4	4	1	--	91	93
<i>Marijuana</i>	5	8	9	2	3	3	1	1	--	1	57	79
<i>Synthetic Narcotics</i>	2	17	12	19	15	9	10	4	--	4	122	242
<i>Other Dangerous Non-narcotics</i>	--	3	2	--	1	--	--	--	--	1	15	22
DRUGS, POSSESSION												
<i>Opium, Cocaine, Derivatives</i>	13	54	42	32	18	13	20	8	3	1	230	235
<i>Marijuana</i>	86	390	273	161	178	133	90	67	55	34	2,252	2,775
<i>Synthetic Narcotics</i>	50	318	297	199	226	151	124	76	43	28	1,454	1,469
<i>Other Dangerous Non-narcotics</i>	11	35	30	29	19	22	16	13	4	4	209	272
All Gambling	--	--	--	--	--	--	--	--	--	--	--	--
Offenses Against Family/Children	3	6	6	14	5	6	10	4	3	--	47	56
Driving Under the Influence	122	467	331	231	239	165	146	124	88	101	2,233	2,265
Liquor Law Violations	16	68	93	74	61	84	90	63	73	35	1,147	1,441
Disorderly Conduct	65	326	282	268	242	209	188	127	100	70	2,022	2,357
Vagrancy	--	--	--	--	--	--	1	1	--	1	4	4
All Other, Except Traffic	507	2,778	2,392	1,776	1,512	1,388	1,081	649	516	311	12,917	13,550
Curfew/Loitering (Juveniles)	--	--	--	--	--	--	--	--	--	--	--	186
Runaways (Juveniles)	--	--	--	--	--	--	--	--	--	--	--	1,178
<b>PART II SUBTOTAL</b>	<b>1,108</b>	<b>5,766</b>	<b>4,877</b>	<b>3,665</b>	<b>3,248</b>	<b>2,813</b>	<b>2,304</b>	<b>1,510</b>	<b>1,164</b>	<b>770</b>	<b>29,601</b>	<b>34,726</b>
<b>TOTAL</b>	<b>1,356</b>	<b>7,187</b>	<b>6,029</b>	<b>4,464</b>	<b>3,977</b>	<b>3,181</b>	<b>2,825</b>	<b>1,772</b>	<b>1,329</b>	<b>881</b>	<b>36,175</b>	<b>42,284</b>

\*Complete data was not provided by South Tucson Police Department.



# PINAL COUNTY

## TOTAL ARRESTS BY AGE\*

Offense Classification	Under 10	10-12	13-14	15	16	17	Total Under 18	18	19	20	21	22	23
<b>PART I</b>													
Murder/Non-negligent Manslaughter	--	--	--	--	1	1	2	--	1	--	--	--	--
Rape	--	1	1	1	--	1	4	4	2	1	1	--	1
Robbery	--	--	--	1	2	4	7	2	3	4	6	--	3
Aggravated Assault	2	5	5	6	6	10	34	7	11	7	7	6	7
Burglary	--	6	11	21	22	18	78	19	6	3	5	4	8
Larceny-Theft	2	10	43	30	55	33	173	41	30	32	21	17	28
Motor Vehicle Theft	--	8	2	3	3	3	19	4	4	2	1	1	1
Arson	--	3	2	--	--	--	5	--	--	--	--	--	--
Human Trafficking	--	--	--	--	--	--	--	--	--	--	--	--	--
<b>PART I SUBTOTAL</b>	<b>4</b>	<b>33</b>	<b>64</b>	<b>62</b>	<b>89</b>	<b>70</b>	<b>322</b>	<b>76</b>	<b>57</b>	<b>49</b>	<b>41</b>	<b>28</b>	<b>48</b>
<b>PART II</b>													
Manslaughter by Negligence	--	--	--	--	--	--	--	--	--	1	--	--	--
Other Assaults – Simple	4	35	57	55	55	33	239	28	18	21	34	27	36
Forgery and Counterfeiting	--	--	--	--	1	--	1	--	--	--	--	--	2
Fraud	--	--	--	--	1	--	1	2	2	1	--	3	1
Embezzlement	--	--	--	--	--	--	--	--	--	--	--	--	--
Stolen Property	--	--	2	--	--	--	2	--	--	--	3	--	--
Vandalism	7	13	31	23	29	18	121	13	11	8	10	10	15
Weapons: Carrying, Possessing, Etc.	--	1	3	--	--	5	9	4	6	8	3	2	10
Prostitution and Comm. Vice	--	--	--	--	--	--	--	2	--	--	2	--	--
Sex Offenses	1	4	3	7	1	3	19	5	1	2	4	2	2
<b>DRUGS, SALE OR MFG.</b>													
<i>Opium, Cocaine, Derivatives</i>	--	--	--	--	--	--	--	--	1	1	3	2	1
<i>Marijuana</i>	--	--	3	1	5	3	12	5	9	3	4	3	4
<i>Synthetic Narcotics</i>	--	--	--	--	1	--	1	--	--	--	--	--	2
<i>Other Dangerous Non-narcotics</i>	--	5	8	10	6	2	31	2	--	--	--	--	--
<b>DRUGS, POSSESSION</b>													
<i>Opium, Cocaine, Derivatives</i>	--	1	1	1	1	2	6	4	3	2	5	8	7
<i>Marijuana</i>	1	17	24	23	37	44	146	41	35	28	28	9	21
<i>Synthetic Narcotics</i>	--	--	--	1	--	1	2	1	1	1	5	3	4
<i>Other Dangerous Non-narcotics</i>	--	1	2	3	6	8	20	5	3	3	10	8	6
All Gambling	--	--	--	--	--	--	--	--	--	--	--	--	--
Offenses Against Family/Children	--	1	2	5	4	5	17	3	3	3	2	2	4
Driving Under the Influence	--	--	--	1	--	7	8	7	9	11	14	8	11
Liquor Law Violations	--	1	13	18	19	21	72	32	16	14	11	6	5
Disorderly Conduct	4	6	26	29	34	20	119	11	15	15	10	27	13
Vagrancy	--	--	--	--	--	--	--	--	--	--	--	--	--
All Other, Except Traffic	--	15	25	32	43	31	146	52	79	67	82	94	113
Curfew/Loitering (Juveniles)	1	1	8	16	8	2	36	--	--	--	--	--	--
Runaways (Juveniles)	--	3	9	14	31	7	64	--	--	--	--	--	--
<b>PART II SUBTOTAL</b>	<b>18</b>	<b>104</b>	<b>217</b>	<b>239</b>	<b>282</b>	<b>212</b>	<b>1,072</b>	<b>217</b>	<b>212</b>	<b>189</b>	<b>230</b>	<b>214</b>	<b>257</b>
<b>TOTAL</b>	<b>22</b>	<b>137</b>	<b>281</b>	<b>301</b>	<b>371</b>	<b>282</b>	<b>1,394</b>	<b>293</b>	<b>269</b>	<b>238</b>	<b>271</b>	<b>242</b>	<b>305</b>

\*Complete data was not provided by the Casa Grande and Mammoth Police Departments.

**PINAL COUNTY (Cont.)**

Offense Classification	24	25-29	30-34	35-39	40-44	45-49	50-54	55-59	60-64	65+	Total Over 18	Total All Ages
<b>PART I</b>												
Murder/Non-negligent Manslaughter	--	1	--	--	--	--	2	--	--	1	6	8
Rape	1	--	1	2	2	1	3	1	--	1	20	24
Robbery	2	3	3	3	2	--	1	--	--	--	31	38
Aggravated Assault	12	52	59	48	38	31	15	13	5	8	305	339
Burglary	11	20	26	14	11	14	5	4	2	3	152	230
Larceny-Theft	20	140	104	74	92	67	49	27	21	20	693	866
Motor Vehicle Theft	2	15	13	7	9	5	3	1	1	--	58	77
Arson	--	1	1	--	--	1	--	1	--	--	4	9
Human Trafficking	--	--	--	--	1	--	--	--	--	--	1	1
<b>PART I SUBTOTAL</b>	<b>48</b>	<b>231</b>	<b>207</b>	<b>148</b>	<b>155</b>	<b>119</b>	<b>78</b>	<b>47</b>	<b>29</b>	<b>33</b>	<b>1,270</b>	<b>1,592</b>
<b>PART II</b>												
Manslaughter by Negligence	--	--	--	--	--	--	--	--	--	--	1	1
Other Assaults – Simple	31	162	148	132	116	92	71	46	33	26	912	1,151
Forgery and Counterfeiting	--	6	3	4	1	1	3	1	--	2	18	19
Fraud	4	4	9	3	2	8	4	4	1	1	42	43
Embezzlement	--	--	--	--	--	--	--	--	--	--	--	--
Stolen Property	--	1	1	2	2	2	--	--	--	--	10	12
Vandalism	19	55	49	42	25	32	22	12	5	7	310	431
Weapons: Carrying, Possessing, Etc.	7	11	13	16	10	11	4	7	1	4	112	121
Prostitution and Comm. Vice	--	1	--	--	1	1	--	--	1	--	7	7
Sex Offenses	1	8	6	4	3	1	2	4	--	4	49	68
<b>DRUGS, SALE OR MFG.</b>												
<i>Opium, Cocaine, Derivatives</i>	--	1	--	6	2	1	1	2	--	--	21	21
<i>Marijuana</i>	4	10	5	8	4	2	1	1	1	--	63	75
<i>Synthetic Narcotics</i>	--	6	7	5	5	7	1	--	1	2	30	31
<i>Other Dangerous Non-narcotics</i>	1	4	1	1	1	1	--	--	2	--	17	48
<b>DRUGS, POSSESSION</b>												
<i>Opium, Cocaine, Derivatives</i>	7	27	21	15	17	12	5	3	2	4	127	133
<i>Marijuana</i>	12	58	29	36	22	21	17	9	8	5	373	519
<i>Synthetic Narcotics</i>	7	21	18	26	19	14	15	10	7	3	131	133
<i>Other Dangerous Non-narcotics</i>	9	37	30	21	18	16	19	5	4	2	167	187
All Gambling	--	--	--	--	--	--	--	--	--	--	--	--
Offenses Against Family/Children	7	24	26	31	27	20	16	18	9	3	176	193
Driving Under the Influence	13	60	54	50	44	42	30	30	20	15	372	380
Liquor Law Violations	3	18	20	16	19	13	11	8	11	3	211	283
Disorderly Conduct	19	86	91	80	68	67	55	44	27	25	613	732
Vagrancy	--	1	--	1	1	1	1	--	--	--	4	4
All Other, Except Traffic	88	568	490	419	367	309	239	158	110	95	2,880	3,026
Curfew/Loitering (Juveniles)	--	--	--	--	--	--	--	--	--	--	--	36
Runaways (Juveniles)	--	--	--	--	--	--	--	--	--	--	--	64
<b>PART II SUBTOTAL</b>	<b>232</b>	<b>1,169</b>	<b>1,021</b>	<b>918</b>	<b>784</b>	<b>674</b>	<b>517</b>	<b>362</b>	<b>243</b>	<b>201</b>	<b>6,646</b>	<b>7,718</b>
<b>TOTAL</b>	<b>280</b>	<b>1,401</b>	<b>1,228</b>	<b>1,066</b>	<b>939</b>	<b>793</b>	<b>595</b>	<b>409</b>	<b>272</b>	<b>234</b>	<b>7,916</b>	<b>9,310</b>

\*Complete data was not provided by the Casa Grande and Mammoth Police Departments.

# SANTA CRUZ COUNTY

## TOTAL ARRESTS BY AGE\*

Offense Classification	Under 10	10-12	13-14	15	16	17	Total Under 18	18	19	20	21	22	23
<b>PART I</b>													
Murder/Non-negligent Manslaughter	--	--	--	--	--	--	--	--	--	--	--	--	--
Rape	--	1	--	--	--	--	1	--	--	--	--	--	--
Robbery	--	--	--	--	--	--	--	--	--	--	--	--	--
Aggravated Assault	--	1	3	--	1	4	9	--	--	1	--	--	--
Burglary	--	--	2	1	--	2	5	--	3	5	1	2	--
Larceny-Theft	2	--	6	7	4	15	34	8	12	12	5	7	6
Motor Vehicle Theft	--	--	2	1	--	1	4	1	--	--	--	--	--
Arson	1	--	--	--	--	--	1	--	--	--	--	--	--
Human Trafficking	--	--	--	--	--	--	--	--	--	--	--	--	--
<b>PART I SUBTOTAL</b>	<b>3</b>	<b>2</b>	<b>13</b>	<b>9</b>	<b>5</b>	<b>22</b>	<b>54</b>	<b>9</b>	<b>15</b>	<b>18</b>	<b>6</b>	<b>9</b>	<b>6</b>
<b>PART II</b>													
Manslaughter by Negligence	--	--	--	--	--	--	--	--	--	--	--	--	--
Other Assaults – Simple	1	3	7	8	2	10	31	3	1	--	1	3	3
Forgery and Counterfeiting	--	--	--	--	--	--	--	--	--	--	--	--	--
Fraud	--	--	1	--	1	1	3	--	--	1	--	--	--
Embezzlement	--	--	--	--	--	--	--	--	--	--	--	--	--
Stolen Property	--	--	--	--	--	--	--	--	--	--	--	--	--
Vandalism	--	1	2	2	--	2	7	1	2	--	2	3	2
Weapons: Carrying, Possessing, Etc.	--	2	--	--	1	--	3	1	1	2	1	--	--
Prostitution and Comm. Vice	--	--	--	--	--	--	--	--	--	--	--	--	--
Sex Offenses	--	--	1	2	2	--	5	1	--	--	--	--	--
<b>DRUGS, SALE OR MFG.</b>													
<i>Opium, Cocaine, Derivatives</i>	--	--	--	--	--	--	--	--	--	--	--	--	--
<i>Marijuana</i>	--	--	--	--	--	--	--	--	--	--	--	--	--
<i>Synthetic Narcotics</i>	--	--	--	--	--	--	--	--	--	--	--	--	--
<i>Other Dangerous Non-narcotics</i>	--	--	--	--	--	--	--	--	--	--	--	--	--
<b>DRUGS, POSSESSION</b>													
<i>Opium, Cocaine, Derivatives</i>	--	--	--	--	--	--	--	--	--	--	--	--	--
<i>Marijuana</i>	--	--	6	7	5	8	26	12	14	13	3	3	16
<i>Synthetic Narcotics</i>	--	--	--	--	--	--	--	--	--	--	--	--	--
<i>Other Dangerous Non-narcotics</i>	--	--	--	--	--	--	--	--	1	1	--	--	--
All Gambling	--	--	--	--	--	--	--	--	--	--	--	--	--
Offenses Against Family/Children	--	--	5	--	2	2	9	4	4	2	4	4	5
Driving Under the Influence	--	--	--	--	--	--	--	1	1	4	--	2	3
Liquor Law Violations	--	--	2	1	1	12	16	4	2	3	1	--	--
Disorderly Conduct	4	5	13	5	10	14	51	8	8	3	5	5	6
Vagrancy	--	--	--	--	--	--	--	--	--	--	--	--	--
All Other, Except Traffic	1	1	11	10	--	10	33	15	18	21	14	12	19
Curfew/Loitering (Juveniles)	--	--	--	--	--	--	--	--	--	--	--	--	--
Runaways (Juveniles)	2	5	11	9	6	9	42	--	--	--	--	--	--
<b>PART II SUBTOTAL</b>	<b>8</b>	<b>17</b>	<b>59</b>	<b>44</b>	<b>30</b>	<b>68</b>	<b>226</b>	<b>50</b>	<b>52</b>	<b>50</b>	<b>31</b>	<b>32</b>	<b>54</b>
<b>TOTAL</b>	<b>11</b>	<b>19</b>	<b>72</b>	<b>53</b>	<b>35</b>	<b>90</b>	<b>280</b>	<b>59</b>	<b>67</b>	<b>68</b>	<b>37</b>	<b>41</b>	<b>60</b>

\*Complete data was not provided by the Santa Cruz County Sheriff's Office.

SANTA CRUZ COUNTY (Cont.)

Offense Classification	24	25-29	30-34	35-39	40-44	45-49	50-54	55-59	60-64	65+	Total Over 18	Total All Ages
<b>PART I</b>												
Murder/Non-negligent Manslaughter	--	--	--	--	--	--	--	--	--	--	--	--
Rape	--	--	--	--	--	--	--	--	--	--	--	1
Robbery	--	--	--	--	--	--	--	--	--	--	--	--
Aggravated Assault	2	5	4	3	3	1	3	1	3	--	22	31
Burglary	--	4	3	1	--	2	--	--	--	--	21	26
Larceny-Theft	7	49	28	13	19	21	8	6	4	10	199	233
Motor Vehicle Theft	--	3	--	--	2	--	--	--	--	--	6	10
Arson	--	--	--	--	--	--	--	--	--	--	--	1
Human Trafficking	--	--	--	--	--	--	--	--	--	--	--	--
<b>PART I SUBTOTAL</b>	<b>9</b>	<b>61</b>	<b>35</b>	<b>17</b>	<b>24</b>	<b>24</b>	<b>11</b>	<b>7</b>	<b>7</b>	<b>10</b>	<b>248</b>	<b>302</b>
<b>PART II</b>												
Manslaughter by Negligence	--	--	--	--	--	--	--	--	--	--	--	--
Other Assaults – Simple	--	10	6	4	4	5	2	3	2	2	50	81
Forgery and Counterfeiting	--	--	--	--	--	--	--	--	--	--	--	--
Fraud	--	1	4	4	6	5	2	1	--	1	22	25
Embezzlement	--	--	--	--	--	--	--	--	--	--	--	--
Stolen Property	--	--	--	--	--	--	--	--	--	--	--	--
Vandalism	2	2	1	3	2	1	1	1	--	--	21	28
Weapons: Carrying, Possessing, Etc.	--	3	2	4	--	--	--	--	--	--	14	17
Prostitution and Comm. Vice	--	--	--	--	--	--	--	--	--	--	--	--
Sex Offenses	--	--	1	1	--	1	1	1	1	--	7	12
DRUGS, SALE OR MFG.												
<i>Opium, Cocaine, Derivatives</i>	--	--	--	--	--	--	--	--	--	--	--	--
<i>Marijuana</i>	--	2	--	--	1	--	--	--	--	--	2	2
<i>Synthetic Narcotics</i>	--	--	--	--	--	--	--	--	--	--	--	--
<i>Other Dangerous Non-narcotics</i>	--	--	--	--	--	--	--	--	--	--	--	--
DRUGS, POSSESSION												
<i>Opium, Cocaine, Derivatives</i>	--	--	--	--	--	--	--	--	--	--	--	--
<i>Marijuana</i>	12	33	22	11	18	4	2	1	1	1	154	180
<i>Synthetic Narcotics</i>	--	--	--	--	--	--	--	--	--	--	--	--
<i>Other Dangerous Non-narcotics</i>	--	--	--	--	--	--	--	--	--	--	2	2
All Gambling	--	--	--	--	--	--	--	--	--	--	--	--
Offenses Against Family/Children	7	14	14	6	9	11	5	2	2	2	80	89
Driving Under the Influence	5	16	16	12	6	8	10	7	4	3	88	88
Liquor Law Violations	--	--	--	--	--	--	--	3	--	--	21	37
Disorderly Conduct	3	22	16	14	12	9	11	8	6	3	145	196
Vagrancy	--	--	--	--	--	--	--	--	--	--	--	--
All Other, Except Traffic	32	89	54	54	45	34	22	12	9	8	408	441
Curfew/Loitering (Juveniles)	--	--	--	--	--	--	--	--	--	--	--	--
Runaways (Juveniles)	--	--	--	--	--	--	--	--	--	--	--	42
<b>PART II SUBTOTAL</b>	<b>61</b>	<b>192</b>	<b>136</b>	<b>113</b>	<b>103</b>	<b>78</b>	<b>56</b>	<b>39</b>	<b>25</b>	<b>20</b>	<b>1,014</b>	<b>1,240</b>
<b>TOTAL</b>	<b>70</b>	<b>253</b>	<b>171</b>	<b>130</b>	<b>127</b>	<b>102</b>	<b>67</b>	<b>46</b>	<b>32</b>	<b>30</b>	<b>1,262</b>	<b>1,542</b>

\*Complete data was not provided by the Santa Cruz County Sheriff's Office.

# YAVAPAI COUNTY

## TOTAL ARRESTS BY AGE\*

Offense Classification	Under 10	10-12	13-14	15	16	17	Total Under 18	18	19	20	21	22	23
<b>PART I</b>													
Murder/Non-negligent Manslaughter	--	--	--	--	--	--	--	--	--	--	--	--	--
Rape	--	--	--	--	--	--	--	--	--	--	--	1	1
Robbery	--	--	1	1	--	--	2	--	1	--	--	--	--
Aggravated Assault	--	2	11	1	5	13	32	6	6	5	5	3	2
Burglary	--	7	15	8	3	7	40	5	1	1	2	1	1
Larceny-Theft	6	17	36	36	45	40	180	30	23	19	20	23	22
Motor Vehicle Theft	--	--	4	10	8	12	34	1	1	2	--	2	1
Arson	--	5	8	--	2	--	15	--	--	--	--	--	--
Human Trafficking	--	--	--	--	--	--	--	--	--	--	--	--	--
<b>PART I SUBTOTAL</b>	<b>6</b>	<b>31</b>	<b>75</b>	<b>56</b>	<b>63</b>	<b>72</b>	<b>303</b>	<b>42</b>	<b>32</b>	<b>27</b>	<b>27</b>	<b>30</b>	<b>27</b>
<b>PART II</b>													
Manslaughter by Negligence	--	--	--	--	--	--	--	--	--	--	--	--	--
Other Assaults – Simple	4	20	26	22	24	28	124	13	19	26	27	20	34
Forgery and Counterfeiting	--	--	--	--	1	--	1	1	1	--	3	3	1
Fraud	--	1	--	--	1	--	2	1	4	6	3	2	1
Embezzlement	--	--	--	--	--	--	--	1	--	--	--	--	--
Stolen Property	--	--	--	--	1	--	1	--	--	--	--	--	--
Vandalism	5	5	17	33	21	38	119	10	43	14	9	10	15
Weapons: Carrying, Possessing, Etc.	--	--	2	2	6	10	20	1	3	1	--	1	1
Prostitution and Comm. Vice	--	--	--	--	--	--	--	--	--	--	--	1	--
Sex Offenses	2	--	12	9	1	6	30	3	3	3	5	1	3
<b>DRUGS, SALE OR MFG.</b>													
<i>Opium, Cocaine, Derivatives</i>	--	--	--	1	--	--	1	2	--	3	2	1	2
<i>Marijuana</i>	--	--	--	5	3	11	19	5	2	3	2	2	1
<i>Synthetic Narcotics</i>	--	--	--	--	--	--	--	--	1	2	--	--	--
<i>Other Dangerous Non-narcotics</i>	--	--	1	3	3	1	8	3	1	1	1	1	2
<b>DRUGS, POSSESSION</b>													
Opium, Cocaine, Derivatives	--	--	--	--	2	3	5	3	5	5	3	10	4
<i>Marijuana</i>	--	3	27	24	35	52	141	104	77	72	53	38	33
<i>Synthetic Narcotics</i>	--	--	3	4	--	5	12	7	7	9	12	10	7
<i>Other Dangerous Non-narcotics</i>	--	--	--	2	2	1	5	3	5	6	10	4	3
All Gambling	--	--	--	--	--	--	--	--	--	--	--	--	--
Offenses Against Family/Children	--	--	--	--	1	--	1	1	--	--	1	1	--
Driving Under the Influence	--	--	--	--	2	3	5	4	8	7	14	20	11
Liquor Law Violations	--	--	34	28	28	30	120	33	38	26	4	4	2
Disorderly Conduct	11	35	51	27	28	37	189	9	9	8	14	17	8
Vagrancy	--	--	4	2	--	--	6	--	--	--	--	--	--
All Other, Except Traffic	2	7	41	49	51	47	197	42	74	65	99	97	91
Curfew/Loitering (Juveniles)	--	3	16	6	12	9	46	--	--	--	--	--	--
Runaways (Juveniles)	3	7	40	32	34	36	152	--	--	--	--	--	--
<b>PART II SUBTOTAL</b>	<b>27</b>	<b>81</b>	<b>274</b>	<b>249</b>	<b>256</b>	<b>317</b>	<b>1,204</b>	<b>266</b>	<b>300</b>	<b>257</b>	<b>262</b>	<b>243</b>	<b>219</b>
<b>TOTAL</b>	<b>33</b>	<b>112</b>	<b>349</b>	<b>305</b>	<b>319</b>	<b>389</b>	<b>1,507</b>	<b>308</b>	<b>332</b>	<b>284</b>	<b>289</b>	<b>273</b>	<b>246</b>

\*Complete data was not provided by the Chino Valley, Sedona, and Yavapai College Police Departments.

YAVAPAI COUNTY (Cont.)

Offense Classification	24	25-29	30-34	35-39	40-44	45-49	50-54	55-59	60-64	65+	Total Over 18	Total All Ages
<b>PART I</b>												
Murder/Non-negligent Manslaughter	--	--	1	1	--	1	--	1	1	1	5	5
Rape	--	--	--	1	--	--	--	--	1	--	4	4
Robbery	2	4	2	1	--	2	1	--	--	--	13	15
Aggravated Assault	6	38	37	32	18	22	17	22	10	14	234	266
Burglary	10	11	13	12	6	3	3	6	2	2	75	115
Larceny-Theft	36	126	121	79	62	74	63	48	33	27	715	895
Motor Vehicle Theft	3	6	6	4	3	4	1	1	3	1	39	73
Arson	--	1	--	--	--	--	1	--	1	--	5	20
Human Trafficking	--	--	--	--	--	--	--	--	--	--	--	--
<b>PART I SUBTOTAL</b>	<b>57</b>	<b>186</b>	<b>180</b>	<b>130</b>	<b>89</b>	<b>106</b>	<b>86</b>	<b>78</b>	<b>51</b>	<b>45</b>	<b>1,090</b>	<b>1,393</b>
<b>PART II</b>												
Manslaughter by Negligence	--	--	--	--	--	--	--	--	--	--	--	--
Other Assaults – Simple	33	100	113	90	79	84	83	55	35	43	777	901
Forgery and Counterfeiting	2	9	1	2	2	--	2	1	--	1	27	28
Fraud	2	21	20	12	12	8	9	7	4	--	88	90
Embezzlement	1	--	--	1	--	--	--	--	--	--	3	3
Stolen Property	1	2	1	3	1	1	3	--	1	--	12	13
Vandalism	19	57	57	30	33	33	21	24	20	7	374	493
Weapons: Carrying, Possessing, Etc.	3	12	17	14	8	8	8	3	3	3	81	101
Prostitution and Comm. Vice	--	2	1	6	--	--	--	2	1	--	13	13
Sex Offenses	1	14	6	4	1	6	3	5	1	5	65	95
<b>DRUGS, SALE OR MFG.</b>												
<i>Opium, Cocaine, Derivatives</i>	1	7	1	1	2	2	--	1	--	--	23	24
<i>Marijuana</i>	3	6	3	2	2	--	3	5	--	1	41	60
<i>Synthetic Narcotics</i>	1	1	2	2	--	3	1	2	1	--	15	15
<i>Other Dangerous Non-narcotics</i>	1	13	8	9	3	5	4	1	3	2	54	62
<b>DRUGS, POSSESSION</b>												
<i>Opium, Cocaine, Derivatives</i>	6	39	31	21	14	17	11	7	4	4	154	159
<i>Marijuana</i>	35	133	100	60	64	55	38	29	29	6	877	1,018
<i>Synthetic Narcotics</i>	13	70	50	37	33	38	26	21	13	14	307	319
<i>Other Dangerous Non-narcotics</i>	3	30	23	17	19	13	7	9	4	2	137	142
All Gambling	--	1	--	--	--	--	--	--	--	--	1	1
Offenses Against Family/Children	3	1	3	3	--	1	1	--	--	--	14	15
Driving Under the Influence	18	97	75	43	57	63	53	39	51	53	552	557
Liquor Law Violations	4	17	18	16	14	9	13	11	12	4	239	359
Disorderly Conduct	22	67	78	70	60	58	53	48	32	44	563	752
Vagrancy	--	--	--	--	--	--	--	--	--	--	--	6
All Other, Except Traffic	86	426	386	300	239	262	229	213	149	128	2,611	2,808
Curfew/Loitering (Juveniles)	--	--	--	--	--	--	--	--	--	--	--	46
Runaways (Juveniles)	--	--	--	--	--	--	--	--	--	--	--	152
<b>PART II SUBTOTAL</b>	<b>257</b>	<b>1,125</b>	<b>996</b>	<b>743</b>	<b>643</b>	<b>666</b>	<b>568</b>	<b>483</b>	<b>363</b>	<b>317</b>	<b>7,028</b>	<b>8,232</b>
<b>TOTAL</b>	<b>314</b>	<b>1,311</b>	<b>1,176</b>	<b>873</b>	<b>732</b>	<b>772</b>	<b>654</b>	<b>561</b>	<b>414</b>	<b>362</b>	<b>8,118</b>	<b>9,625</b>

\*Complete data was not provided by the Chino Valley, Sedona, and Yavapai College Police Departments.

# YUMA COUNTY

## TOTAL ARRESTS BY AGE\*

Offense Classification	Under 10	10-12	13-14	15	16	17	Total Under 18	18	19	20	21	22	23
<b>PART I</b>													
Murder/Non-negligent Manslaughter	--	--	--	--	--	--	--	--	--	--	--	--	--
Rape	--	--	--	--	--	--	--	--	--	--	--	--	--
Robbery	--	1	1	--	3	2	7	2	1	1	2	1	2
Aggravated Assault	2	6	10	5	6	9	38	4	8	3	5	6	8
Burglary	--	4	2	--	2	9	17	1	3	--	2	2	4
Larceny-Theft	1	9	29	15	28	33	115	41	19	16	28	16	21
Motor Vehicle Theft	--	--	1	--	--	3	4	2	2	--	3	--	2
Arson	--	2	--	--	1	--	3	1	--	--	--	1	--
Human Trafficking	--	--	--	--	--	--	--	--	--	--	--	--	--
<b>PART I SUBTOTAL</b>	<b>3</b>	<b>22</b>	<b>43</b>	<b>20</b>	<b>40</b>	<b>56</b>	<b>184</b>	<b>51</b>	<b>33</b>	<b>20</b>	<b>40</b>	<b>26</b>	<b>37</b>
<b>PART II</b>													
Manslaughter by Negligence	--	--	--	--	--	--	--	--	--	--	--	--	--
Other Assaults – Simple	4	22	38	15	23	26	128	17	14	16	26	19	23
Forgery and Counterfeiting	--	--	--	--	--	--	--	--	--	1	1	1	--
Fraud	--	--	1	1	--	--	2	--	--	2	1	1	1
Embezzlement	--	--	--	--	--	--	--	1	--	--	2	1	3
Stolen Property	--	1	--	--	1	--	2	1	1	--	2	1	--
Vandalism	2	23	31	11	14	24	105	9	10	7	16	10	12
Weapons: Carrying, Possessing, Etc.	--	1	--	2	1	1	5	2	3	3	5	3	3
Prostitution and Comm. Vice	--	--	--	--	--	--	--	--	--	--	--	--	--
Sex Offenses	--	1	4	--	1	--	6	--	1	1	--	--	--
<b>DRUGS, SALE OR MFG.</b>													
<i>Opium, Cocaine, Derivatives</i>	--	--	--	--	--	--	--	--	--	--	--	--	--
<i>Marijuana</i>	--	--	--	--	--	1	1	--	--	--	--	1	1
<i>Synthetic Narcotics</i>	--	--	--	--	--	--	--	--	--	--	--	--	--
<i>Other Dangerous Non-narcotics</i>	--	--	1	3	1	2	7	--	--	--	--	--	--
<b>DRUGS, POSSESSION</b>													
<i>Opium, Cocaine, Derivatives</i>	--	--	--	--	1	3	4	4	2	2	2	2	1
<i>Marijuana</i>	--	1	6	6	12	9	34	14	14	20	15	12	9
<i>Synthetic Narcotics</i>	--	--	--	--	--	--	--	1	--	--	1	1	--
<i>Other Dangerous Non-narcotics</i>	--	3	11	2	6	2	24	3	4	7	2	2	2
All Gambling	--	--	--	--	1	--	1	--	--	--	--	--	--
Offenses Against Family/Children	--	--	6	3	2	1	12	2	9	3	6	3	6
Driving Under the Influence	--	--	--	--	--	--	--	--	5	8	17	10	16
Liquor Law Violations	--	1	3	4	6	16	30	10	11	19	4	6	4
Disorderly Conduct	--	5	11	21	10	17	64	4	9	7	14	12	5
Vagrancy	--	--	--	--	--	--	--	--	--	--	--	--	--
All Other, Except Traffic	--	17	39	41	70	70	237	56	48	66	93	86	87
Curfew/Loitering (Juveniles)	--	--	3	--	3	--	6	--	--	--	--	--	--
Runaways (Juveniles)	--	--	2	1	2	3	8	--	--	--	--	--	--
<b>PART II SUBTOTAL</b>	<b>6</b>	<b>75</b>	<b>156</b>	<b>110</b>	<b>154</b>	<b>175</b>	<b>676</b>	<b>124</b>	<b>133</b>	<b>162</b>	<b>207</b>	<b>171</b>	<b>173</b>
<b>TOTAL</b>	<b>9</b>	<b>97</b>	<b>199</b>	<b>130</b>	<b>194</b>	<b>231</b>	<b>860</b>	<b>175</b>	<b>166</b>	<b>182</b>	<b>247</b>	<b>197</b>	<b>210</b>

\*Complete data was not provided by the Arizona Western College and Wellton Police Departments.

YUMA COUNTY (Cont.)

Offense Classification	24	25-29	30-34	35-39	40-44	45-49	50-54	55-59	60-64	65+	Total Over 18	Total All Ages
<b>PART I</b>												
Murder/Non-negligent Manslaughter	--	--	--	--	--	1	--	--	--	--	1	1
Rape	--	--	--	3	--	--	--	--	--	--	3	3
Robbery	3	3	1	--	5	--	1	--	1	1	25	32
Aggravated Assault	4	43	27	23	14	15	9	6	3	4	168	206
Burglary	2	8	6	3	2	4	1	--	--	1	37	54
Larceny-Theft	37	130	90	55	61	64	32	49	24	17	634	749
Motor Vehicle Theft	3	7	8	4	1	2	--	2	--	--	35	39
Arson	1	2	--	--	--	--	--	--	--	--	5	8
Human Trafficking	--	--	--	--	--	--	--	--	--	--	--	--
<b>PART I SUBTOTAL</b>	<b>50</b>	<b>193</b>	<b>132</b>	<b>88</b>	<b>83</b>	<b>86</b>	<b>43</b>	<b>57</b>	<b>28</b>	<b>23</b>	<b>908</b>	<b>1,092</b>
<b>PART II</b>												
Manslaughter by Negligence	--	--	--	--	--	--	--	--	--	--	--	--
Other Assaults – Simple	24	98	65	68	47	41	37	19	16	15	526	654
Forgery and Counterfeiting	1	2	--	--	1	1	--	--	--	--	8	8
Fraud	2	7	8	10	3	5	7	5	1	--	43	45
Embezzlement	--	--	--	--	--	--	--	--	--	--	7	7
Stolen Property	2	7	6	4	3	2	2	--	1	--	29	31
Vandalism	14	63	48	28	31	24	23	16	6	8	303	408
Weapons: Carrying, Possessing, Etc.	1	8	11	4	8	5	4	1	5	--	62	67
Prostitution and Comm. Vice	--	--	--	--	--	--	--	--	--	--	--	--
Sex Offenses	--	2	--	3	1	--	3	1	--	1	12	18
<b>DRUGS, SALE OR MFG.</b>												
<i>Opium, Cocaine, Derivatives</i>	--	--	--	--	--	--	--	1	--	--	1	1
<i>Marijuana</i>	--	2	1	1	1	--	1	1	--	--	8	9
<i>Synthetic Narcotics</i>	--	--	--	--	--	--	--	--	--	--	--	--
<i>Other Dangerous Non-narcotics</i>	--	1	--	1	--	--	--	--	--	1	5	12
<b>DRUGS, POSSESSION</b>												
<i>Opium, Cocaine, Derivatives</i>	--	7	4	1	4	2	--	1	1	--	31	35
<i>Marijuana</i>	10	36	25	13	12	6	6	5	1	2	193	227
<i>Synthetic Narcotics</i>	1	1	1	--	--	2	--	--	--	--	7	7
<i>Other Dangerous Non-narcotics</i>	4	12	12	9	3	7	5	4	1	1	74	98
All Gambling	--	--	--	--	--	--	--	--	--	--	--	1
Offenses Against Family/Children	12	23	18	20	9	9	15	8	8	1	140	152
Driving Under the Influence	13	50	31	27	18	21	19	16	8	14	257	257
Liquor Law Violations	2	7	14	11	8	8	19	26	15	8	170	200
Disorderly Conduct	7	63	46	41	34	34	27	19	15	6	321	385
Vagrancy	--	2	--	2	1	--	2	--	--	--	7	7
All Other, Except Traffic	91	467	342	231	211	248	156	121	59	59	2,225	2,462
Curfew/Loitering (Juveniles)	--	--	--	--	--	--	--	--	--	--	--	6
Runaways (Juveniles)	--	--	--	--	--	--	--	--	--	--	--	8
<b>PART II SUBTOTAL</b>	<b>184</b>	<b>858</b>	<b>633</b>	<b>474</b>	<b>395</b>	<b>415</b>	<b>326</b>	<b>244</b>	<b>137</b>	<b>116</b>	<b>4,429</b>	<b>5,105</b>
<b>TOTAL</b>	<b>234</b>	<b>1,051</b>	<b>765</b>	<b>562</b>	<b>478</b>	<b>501</b>	<b>369</b>	<b>301</b>	<b>165</b>	<b>139</b>	<b>5,337</b>	<b>6,197</b>

\*Complete data was not provided by the Arizona Western College and Wellton Police Departments.



## POLICE DISPOSITION OF JUVENILES BY COUNTY

County	Total	Handled within Department and Released	Referred to Juvenile Court or Probation Department	Referred to Welfare Agency	Referred to Other Police Agency	Referred to Criminal or Adult Court
Apache	102	--	88	1	13	--
Cochise	628	43	582	3	--	--
Coconino	625	84	487	--	54	--
Gila	409	60	336	12	1	--
Graham	184	2	180	--	2	--
Greenlee	--	--	--	--	--	--
La Paz	54	8	45	--	1	--
Maricopa	12,849	5,066	7,273	96	414	--
Mohave	1,159	13	1,088	--	58	--
Navajo	439	23	394	--	22	--
Pima	6,711	1,669	4,567	371	104	--
Pinal	1,358	246	1,080	5	27	--
Santa Cruz	334	82	252	--	--	--
Yavapai	1,544	263	1,279	1	1	--
Yuma	881	173	708	--	--	--
<b>TOTAL</b>	<b>27,277</b>	<b>7,732</b>	<b>18,359</b>	<b>489</b>	<b>697</b>	<b>--</b>

This page has been intentionally left blank.

A photograph of a person climbing a large, dark stone monument in a park. The person is wearing a dark jacket and pants, and is in a crouching position on top of the monument. The background shows a clear blue sky, green trees, and a gazebo in the distance. The text "AGENCY DATA" is overlaid in the center of the image.

# AGENCY DATA

This page has been intentionally left blank.

## AGENCY DATA

AGENCY	Month on File	Crime Index Total	Violent Crime Total	Murder	Rape	Robbery	Aggravated Assault	Human Trafficking	Property Crime Total	Burglary	Larceny	Motor Vehicle Theft	Arson	Employee Data				Estimated Population
														Sworn Male	Sworn Female	Total Civilian	Total Employees	
Apache County SO	9	204	35	1	1	2	31	--	169	80	72	1	16	29	--	53	82	62,242
Apache Junction PD	12	638	32	--	--	2	30	--	606	107	449	43	7	57	2	30	89	40,030
AZ Dept. of Public Safety	12	102	78	2	1	7	67	--	24	4	19	--	1	1,118	45	813	1,976	--
AZ State University PD	12	900	32	--	15	2	15	--	868	81	764	21	2	73	11	64	148	--
AZ Western College PD	0	--	--	--	--	--	--	--	--	--	--	--	--	8	1	5	14	--
Avondale PD	12	3,624	257	6	27	97	127	--	3,367	480	2,633	234	20	106	16	58	180	81,621
Benson PD	0	--	--	--	--	--	--	--	--	--	--	--	--	13	1	8	22	4,994
Bisbee PD	0	--	--	--	--	--	--	--	--	--	--	--	--	11	--	4	15	5,320
Buckeye PD	12	1,187	32	4	3	15	10	--	1,155	148	940	64	3	80	9	30	119	69,947
Bullhead City PD	12	1,763	280	2	5	30	243	--	1,483	338	994	148	3	63	4	42	109	40,551
Camp Verde PD	12	322	33	--	--	2	31	--	289	63	196	29	1	16	2	9	27	11,083
Casa Grande PD	5	664	99	--	11	21	67	--	565	71	455	35	4	76	4	22	102	54,866
Central AZ College PD	12	12	--	--	--	--	--	--	12	2	9	1	--	6	1	1	8	--
Chandler PD	12	6,476	652	5	130	142	370	5	5,824	784	4,653	372	15	292	43	167	502	257,948
Chino Valley PD	11	268	69	1	4	--	64	--	199	49	128	21	1	20	4	7	31	11,557
Clarkdale PD	12	94	8	--	--	2	6	--	86	39	39	8	--	7	1	2	10	4,282
Clifton PD	0	--	--	--	--	--	--	--	--	--	--	--	--	4	1	6	11	4,870
Cochise County SO	12	805	189	--	14	8	167	--	616	64	492	60	--	79	6	96	181	80,937
Coconino County SO	12	539	105	3	18	3	81	--	434	108	287	27	12	48	7	165	220	55,918
Coolidge PD	12	572	39	1	3	6	29	--	533	76	427	27	3	24	4	12	40	12,485
Cottonwood PD	12	430	49	--	1	4	44	--	381	42	314	24	1	32	2	22	56	11,974
Douglas PD	12	805	189	--	14	8	167	--	616	64	4,925	60	--	28	5	12	45	16,588
Eagar PD	12	59	12	--	--	1	11	--	47	12	33	1	1	6	--	2	8	4,946
El Mirage PD	11	1,092	85	1	21	22	41	--	1,007	458	443	104	2	42	2	13	57	34,174
Eloy PD	12	606	90	1	4	5	80	--	516	154	326	28	8	17	6	13	36	18,993
Flagstaff PD	12	3,072	307	7	35	57	208	--	2,765	161	2,486	82	36	94	8	50	152	72,961
Florence PD	12	142	19	--	--	--	19	--	123	20	94	9	--	27	2	9	38	25,866
Fredonia Marshal's Office	2	4	--	--	--	--	--	--	4	--	1	2	1	2	--	--	2	1,331
Gila County SO	8	1,309	346	1	9	22	314	--	963	334	451	161	17	41	4	83	128	28,965
Gilbert PD	12	3,393	191	3	43	40	105	--	3,202	429	2,645	99	29	212	19	114	345	246,423
Glendale PD	12	12,558	1,217	12	97	481	627	--	11,341	1,589	8,541	1,163	48	373	50	128	551	239,858
Globe PD	12	681	126	1	2	7	116	--	555	89	409	56	1	12	3	3	18	7,562
Goodyear PD	12	2,490	210	2	27	28	153	--	2,280	346	1,817	117	--	93	6	40	139	81,447
Graham County SO	12	152	8	--	--	1	7	--	144	29	83	18	14	23	--	54	77	20,595
Greenlee County SO	12	52	1	--	--	--	1	--	51	30	15	6	--	13	--	33	46	6,091

AGENCY DATA (Cont.)

AGENCY	Month on File	Crime Index Total	Violent Crime Total	Murder	Rape	Robbery	Aggravated Assault	Human Trafficking	Property Crime Total	Burglary	Larceny	Motor Vehicle Theft	Arson	Employee Data				Estimated Population
														Sworn Male	Sworn Female	Total Civilian	Total Employees	
Hayden PD	9	41	4	--	--	--	4	--	37	18	9	7	3	5	2	--	7	648
Holbrook PD	12	302	44	1	--	4	39	--	258	50	189	16	3	13	--	2	15	5,167
Huachuca City PD	0	--	--	--	--	--	--	--	--	--	--	--	--	5	--	5	10	1,783
Jerome PD	12	15	2	--	--	--	2	--	13	6	7	--	--	4	--	--	4	447
Kearny PD	12	34	6	--	--	--	6	--	28	15	10	3	--	6	--	3	9	2,077
Kingman PD	12	1,591	131	2	12	15	102	--	1,460	237	1,119	89	15	52	2	15	69	29,600
La Paz County SO	6	181	13	--	--	1	12	--	168	38	111	19	--	26	3	47	76	14,515
Lake Havasu City PD	12	1,307	120	--	21	6	93	--	1,187	245	848	71	23	69	2	41	112	54,801
Mammoth PD	0	--	--	--	--	--	--	--	--	--	--	--	--	4	--	1	5	1,519
Marana PD	12	1,229	40	2	7	15	16	--	1,189	90	1,056	38	5	78	13	28	119	45,378
Maricopa County SO	12	6,866	1,389	18	151	133	1,087	--	5,477	1,004	3,733	674	66	658	45	2,636	3,339	397,576
Maricopa PD	12	697	91	1	10	14	66	--	606	87	473	44	2	55	10	20	85	49,550
Mesa PD	12	12,783	2,068	23	252	454	1,318	21	10,715	1,878	7,930	884	23	695	91	422	1,208	481,275
Miami PD	12	130	31	--	--	2	29	--	99	53	33	6	7	6	1	4	11	1,828
Mohave County SO	12	2,610	172	4	21	24	123	--	2,438	800	1,394	231	13	79	2	160	241	84,840
Navajo County SO	12	527	85	1	3	4	77	--	442	182	211	48	1	43	6	83	132	70,518
Nogales PD	12	616	43	--	--	1	42	--	573	68	385	120	--	47	3	15	65	22,327
Northern AZ University PD	12	291	24	--	12	1	11	--	267	18	249	--	--	16	5	12	33	--
Oro Valley PD	12	644	17	--	2	4	11	--	627	81	531	14	1	89	11	30	130	44,517
Page PD	12	438	64	--	4	1	59	--	374	34	320	18	2	16	3	12	31	7,665
Paradise Valley PD	12	228	6	--	2	1	3	--	222	63	155	4	--	32	3	10	45	13,913
Parker PD	12	128	7	--	--	--	7	--	121	40	70	9	2	9	1	3	13	3,201
Patagonia Marshal's Office	12	2	--	--	--	--	--	--	2	--	2	--	--	3	--	--	3	981
Payson PD	12	617	58	--	4	3	51	--	559	158	362	36	3	25	1	15	41	15,944
Peoria PD	12	3,806	414	4	66	78	266	--	3,392	533	2,615	237	7	165	27	96	288	171,587
Phoenix PD	12	73,116	12,573	157	1,142	3,293	7,919	62	60,543	12,801	39,899	7,653	190	2,469	369	978	3,816	1,579,253
Pima College PD	12	79	3	--	2	1	--	--	76	8	66	2	--	20	9	22	51	--
Pima County SO	12	9,558	650	15	82	189	364	--	8,908	1,776	6,411	664	57	423	60	953	1,436	363,857
Pima PD	12	55	3	--	--	--	3	--	52	13	35	3	1	4	2	--	6	2,548
Pinal County SO	12	2,436	226	7	27	16	169	7	2,210	555	1,411	229	15	188	12	287	487	219,520
Pinetop-Lakeside PD	12	197	35	--	1	2	32	--	162	43	114	5	--	15	--	8	23	4,463
Prescott PD	12	1,062	157	--	11	15	131	--	905	121	757	25	2	60	5	11	76	42,300
Prescott Valley PD	12	1,033	86	--	20	8	58	--	947	99	824	18	6	68	5	20	93	43,950
Quartzsite PD	10	107	11	--	--	--	11	--	96	32	51	12	1	9	2	1	12	3,882
Safford PD	12	388	23	--	--	1	22	--	365	45	301	17	2	20	1	3	24	9,915

## AGENCY DATA (Cont.)

AGENCY	Month on File	Crime Index Total	Violent Crime Total	Murder	Rape	Robbery	Aggravated Assault	Human Trafficking	Property Crime Total	Burglary	Larceny	Motor Vehicle Theft	Arson	Employee Data				Estimated Population
														Sworn Male	Sworn Female	Total Civilian	Total Employees	
Sahuarita PD	12	359	28	--	10	3	15	--	331	36	277	15	3	35	5	6	46	29,049
St. Johns PD	12	65	11	--	1	1	9	--	54	20	33	1	--	6	--	3	9	3,534
San Luis PD	12	569	44	--	3	6	35	--	525	122	325	76	2	32	2	17	51	35,289
Santa Cruz County SO	12	160	--	--	--	--	--	--	160	50	82	28	--	34	--	54	88	28,199
Scottsdale PD	12	5,890	397	5	103	100	188	1	5,493	878	4,346	246	23	348	44	231	623	242,540
Sedona PD	11	214	47	--	12	--	35	--	167	49	112	6	--	23	3	17	37	10,319
Show Low PD	12	497	60	--	6	4	50	--	437	63	355	16	3	26	3	10	39	11,377
Sierra Vista PD	12	1,485	191	--	24	23	144	--	1,294	225	998	64	7	50	11	26	87	43,824
Snowflake-Taylor PD	12	296	45	--	--	1	44	--	251	71	150	16	14	12	1	8	21	10,174
Somerton PD	12	184	19	--	--	1	18	--	165	39	96	25	5	17	3	9	29	17,103
South Tucson PD	0	--	--	--	--	--	--	--	--	--	--	--	--	15	3	2	20	5,664
Springerville PD	12	24	9	--	--	--	9	--	15	4	10	1	--	7	--	2	9	1,991
Superior PD	12	126	7	--	--	--	7	--	119	20	82	3	14	9	--	1	10	3,008
Surprise PD	12	2,547	120	2	18	47	53	--	2,427	228	2,018	175	6	115	20	56	191	130,129
Tempe PD	12	8,574	885	5	151	229	498	2	7,689	1,076	6,120	473	20	298	58	139	495	179,794
Thatcher PD	12	87	1	--	--	--	1	--	86	14	71	--	1	11	1	1	13	5,217
Tolleson PD	12	844	68	--	5	30	33	--	776	250	453	70	3	28	2	18	48	6,992
Tombstone PD	0	--	--	--	--	--	--	--	--	--	--	--	--	10	--	2	12	1,325
Tucson Airport Authority	12	52	2	--	--	--	2	--	50	3	25	22	--	17	2	21	40	--
Tucson PD	12	32,380	4,268	46	498	1,431	2,293	--	28,112	4,424	21,125	2,407	156	718	116	340	1,174	537,634
University of AZ PD	12	640	22	--	9	4	9	--	618	64	536	17	1	55	7	33	95	--
Wellton PD	10	24	9	1	--	1	7	--	15	2	12	1	--	6	--	1	7	3,171
Wickenburg PD	12	162	20	--	5	1	14	--	142	31	96	15	--	17	1	8	26	7,253
Willcox PD	12	207	45	--	--	1	44	--	162	9	146	6	1	9	1	8	18	3,612
Williams PD	12	118	30	1	5	--	24	--	88	16	71	--	1	10	1	10	21	3,256
Winslow PD	12	863	67	1	2	10	54	--	796	117	638	40	1	21	4	10	35	9,567
Yavapai College PD	0	--	--	--	--	--	--	--	--	--	--	--	--	8	1	1	10	--
Yavapai County SO	12	1,418	249	3	30	12	204	--	1,169	301	743	109	16	115	6	58	179	92,021
Yuma County SO	12	1,159	151	11	20	8	112	--	1,008	376	537	84	11	76	4	224	304	64,465
Yuma PD	12	3,011	476	5	54	70	347	--	2,535	487	1,839	176	33	145	23	84	252	101,620
<b>TOTAL</b>	--	<b>229,977</b>	<b>30,509</b>	<b>369</b>	<b>3,279</b>	<b>7,279</b>	<b>19,483</b>	<b>99</b>	<b>199,468</b>	<b>36,448</b>	<b>143,742</b>	<b>18,262</b>	<b>1,016</b>	<b>10,834</b>	<b>1,395</b>	<b>9,513</b>	<b>21,688</b>	<b>6,965,897</b>

This page has been intentionally left blank.



The background of the image is a faded, circular seal. The outer ring of the seal contains the text "DEPARTMENT OF JUSTICE" at the top and "OFFICE OF LAW ENFORCEMENT OFFICERS" at the bottom. The center of the seal features a shield with a scale of justice, a sword, and a laurel wreath. The shield is surrounded by a decorative border of stars and leaves.

**LAW ENFORCEMENT  
OFFICERS  
KILLED AND ASSAULTED**

This page has been intentionally left blank.

---

# LAW ENFORCEMENT OFFICERS KILLED AND ASSAULTED

---

## OVERVIEW

The data collected under the UCR-adjunct Law Enforcement Officers Killed and Assaulted (LEOKA) Program pertains to felonious deaths, accidental deaths, and assaults of duly sworn city, university and college, county, state, tribal, and federal law enforcement officers who, at the time of the incident, meet all of the following criteria:

- Wear/carry a badge (ordinarily);
- Carry a firearm (ordinarily);
- Be duly sworn and have full arrest powers;
- Be a member of a law enforcement agency;
- Be acting in an official capacity, whether on or off duty, at the time of the incident; and
- If killed, death was directly related to the injuries received during the incident.

Also included are assaults which did not cause an injury; however, involved more than mere verbal abuse or minor resistance to arrest. The purpose of this data collection is to identify situations in which officers are killed or assaulted, describe the incidents statistically, and publish the data to aid agencies in developing policies to improve officer safety.

Deaths resulting from natural causes such as medical emergencies, suicides, or personal situations such as domestic violence or neighbor conflict situations are not included in the LEOKA Program.

Further information on officers killed in the line-of-duty may be found in the FBI's annual LEOKA report.

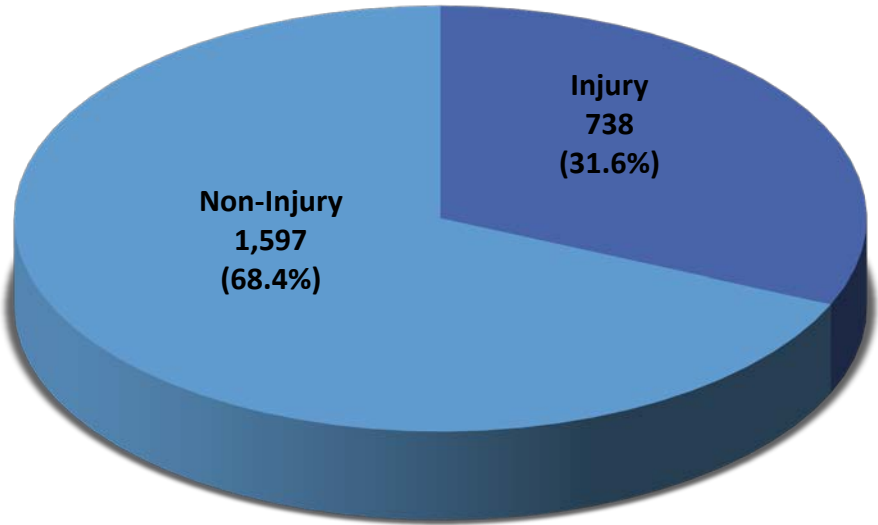
## 2017 SUMMARY

- There was a total of 2,335 police officers assaulted statewide in 2017.
- Personal weapons, such as hands, fists, and feet, were used in 1,659 assaults or 71.0 percent.
- The time period of 12:01 AM to 2:00 AM and 0800 to 1000 PM recorded the highest incidence of assaults with 567 or 24.3 percent.
- The highest number of assaults, 673, or 28.8 percent, occurred when officers were responding to disturbance calls.
- Personal injuries were sustained in 738 assaults or 31.6 percent.

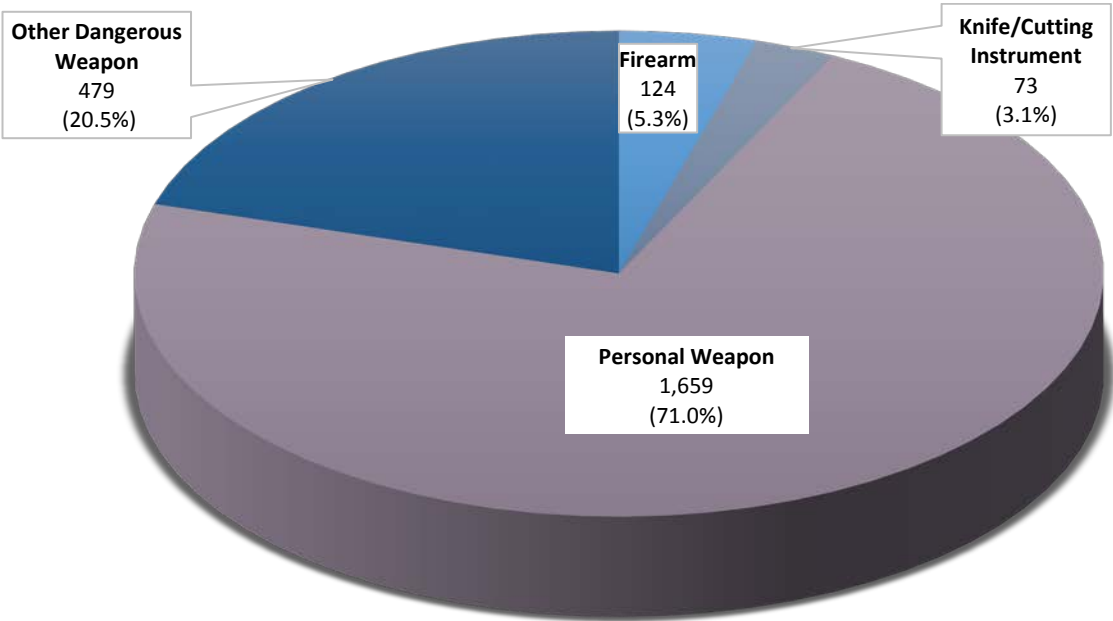
## CLEARANCES

There were 1,825 clearances for assaults on police officers reported in 2017. This represents a clearance rate of 78.2 percent.

OFFICER ASSAULTS BASED ON INJURY VS. NON-INJURY

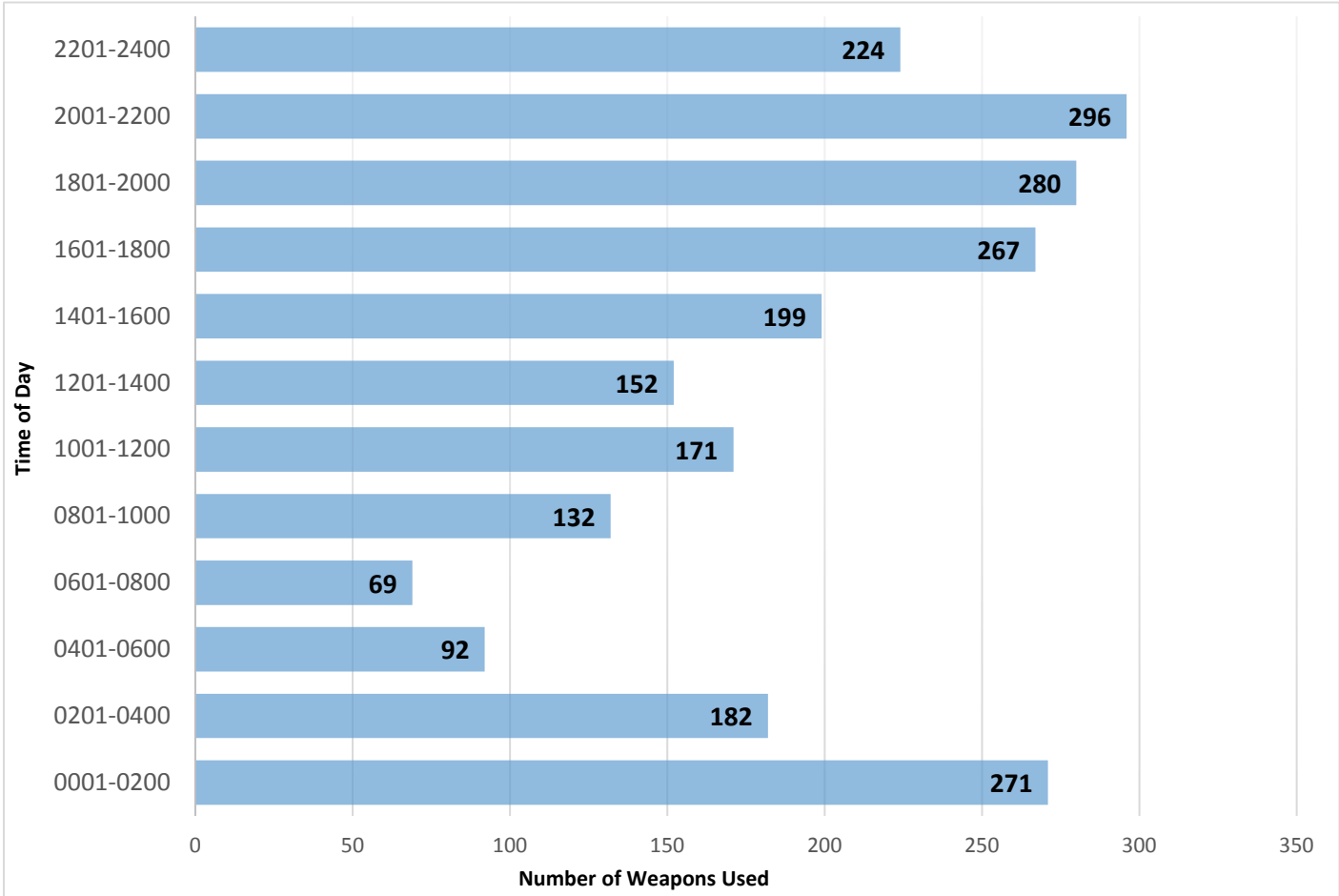


OFFICER ASSAULTS BY TYPE OF WEAPON USED



■ Firearm   ■ Knife/Cutting Instrument   ■ Personal Weapon   ■ Other Dangerous Weapon

### OFFICER ASSAULTS BY TIME OF DAY



### OFFICER ASSAULTS BY FREQUENCY DISTRIBUTION

Type of Activity	Total Assaults by Weapon Used	Type of Weapon				Type of Assignment						Police Assaults Cleared	
		Firearm	Knife/Cutting Instrument	Other Dangerous Weapon	Hands, Fist, Feet, Etc.	Two-Man Vehicle	One-Man Vehicle		Detective/Special Assignment		Other		
							Alone	Assisted	Alone	Assisted	Alone		Assisted
Responding to "disturbance" calls	673	46	21	124	482	122	202	309	4	5	15	16	527
Burglaries in progress or pursuing burglary suspects	37	2	1	7	27	10	10	14	--	--	3	--	34
Robberies in progress or pursuing robbery suspects	26	13	1	4	8	4	2	15	1	3	1	--	12
Attempting other arrests	386	4	9	96	277	98	109	141	11	2	6	19	313
Civil disorder (Riot, mass disobedience)	27	--	--	3	24	5	4	15	--	--	2	1	22
Handling or transporting of prisoners	260	2	2	32	224	45	58	122	2	5	8	20	213
Investigating suspicious persons or circumstances	217	19	11	41	146	49	61	87	3	8	--	9	150
Ambush-No warning	7	3	1	2	1	2	1	1	--	--	3	--	5
Mentally deranged	72	3	9	20	40	15	16	31	--	4	--	6	50
Traffic pursuits and stops	157	7	4	60	86	48	54	40	6	7	--	2	117
All other	473	25	14	90	344	102	138	186	3	8	12	24	382
<b>TOTAL</b>	<b>2,335</b>	<b>124</b>	<b>73</b>	<b>479</b>	<b>1,659</b>	<b>500</b>	<b>655</b>	<b>961</b>	<b>30</b>	<b>42</b>	<b>50</b>	<b>97</b>	<b>1,825</b>
Number with personal injury	738	9	12	181	536								
Number without personal injury	1,597	115	61	298	1,123								

## OFFICER ASSAULTS BY DISTRIBUTION BY COUNTY

County	Number of Assaults	With Injury	Without Injury	Percent Distribution	Clearance
Apache	4	1	3	0.2%	1
Cochise	34	14	20	1.5%	14
Coconino	63	20	43	2.7%	65
Gila	9	5	4	0.4%	5
Graham	--	--	--	0.0%	--
Greenlee	--	--	--	0.0%	--
La Paz	2	--	2	0.1%	2
Maricopa	1,655	498	1,157	71.0%	1,304
Mohave	61	14	47	2.6%	33
Navajo	8	--	8	0.3%	8
Pima	228	64	164	9.8%	145
Pinal	114	17	97	4.9%	111
Santa Cruz	--	--	--	0.0%	--
Yavapai	73	27	46	3.1%	68
Yuma	79	76	3	3.4%	64
<b>TOTAL</b>	<b>2,330</b>	<b>736</b>	<b>1,592</b>	<b>100.0%</b>	<b>1,818</b>



**BIAS  
CRIME  
DATA**



This page has been intentionally left blank.

## BIAS CRIME DATA

### OVERVIEW

On April 23, 1990, Congress passed the Hate Crime Statistics Act. This law required the Attorney General to collect data “about crimes that manifest evidence of prejudice based on race, religion, sexual orientation, or ethnicity.” The Attorney General delegated the responsibilities of developing the procedures for implementing, collecting, and managing hate crime data to the Director of the FBI, who in turn assigned the tasks to the FBI UCR Program.

The UCR Program collects hate crime data regarding criminal offenses motivated, in whole or in part, by the offender’s bias against a race, religion, disability, sexual orientation, ethnicity, gender, or gender identity. Due to the difficulty of ascertaining the offender’s subjective motivation, bias is to be reported only if the investigation reveals sufficient objective facts to lead a reasonable and prudent person to conclude that the offender’s actions were motivated, in whole or in part, by bias.

In 1991, Arizona legislature mandated the collection of bias crime statistics. [A.R.S. § 41-1750\(A\)\(3\)](#) was amended in part to read that the criminal identification section within the Department of Public Safety shall:

"Collect information concerning criminal offenses that manifest evidence of prejudice based on race, color, religion, national origin, sexual orientation, gender or disability."

Due to the Violent Crime Control and Law Enforcement Act, the bias for disability, either physical or mental, was added to the national Bias Crime Statistical Program on January 1, 1997. The statewide collection began in January 1992.

Statistics received from Arizona law enforcement agencies for 2016 are listed on the following pages.

### BIAS OFFENSES – FIVE YEAR COMPARISON

Offense	2013	2014	2015	2015	2017
Homicide	--	--	--	--	--
Forcible Rape	--	--	--	--	2
Robbery	9	3	7	6	7
Aggravated Assault	40	38	51	32	45
Simple Assault	49	63	80	57	57
Burglary	5	1	3	1	6
Larceny-Theft	4	3	2	4	5
Motor Vehicle Theft	--	--	--	--	--
Arson	--	--	--	--	--
Intimidation	62	85	63	67	87
Destruction/Damage/Vandalism	53	77	84	65	82
Human Trafficking/Sex Acts	--	--	--	--	1
<b>TOTAL</b>	<b>223</b>	<b>270</b>	<b>291</b>	<b>232</b>	<b>292</b>

### BIAS OFFENSES BY QUARTER

Offense	1st	2nd	3rd	4th	Total
Homicide	--	--	--	--	--
Forcible Rape	1	1	--	--	2
Robbery	1	4	2	--	7
Aggravated Assault	9	7	15	14	45
Simple Assault	15	14	16	12	57
Burglary	1	1	1	3	6
Larceny-theft	2	1	1	1	5
Motor Vehicle Theft	--	--	--	--	--
Arson	--	--	--	--	--
Intimidation	21	27	18	21	87
Destruction/Damage/Vandalism	19	17	14	32	82
Human Trafficking/Sex Acts	--	--	1	--	1
<b>TOTAL</b>	<b>69</b>	<b>72</b>	<b>68</b>	<b>69</b>	<b>292</b>

### BIAS MOTIVATION BY QUARTER

Type of Bias	1st	2nd	3rd	4th	Total
<b>Racial</b>					
Anti-White	8	7	5	10	30
Anti-Black	19	29	23	24	95
Anti-American Indian/Alaskan Native	1	1	2	--	4
Anti-Asian/Pacific Islander	2	2	--	--	4
Anti-Multi-Racial Group	13	4	6	6	29
<b>Ethnic/National Origin</b>					
Anti-Hispanic	6	5	8	12	31
Anti-Other Ethnic/National Origin	--	--	--	3	3
<b>Religious</b>					
Anti-Jewish	19	9	5	13	46
Anti-Catholic	1	--	--	--	1
Anti-Protestant	--	--	--	--	--
Anti-Islamic	--	--	--	3	3
Anti-Other Religion	1	1	2	1	5
Anti-Multi-Religious Group	1	--	--	1	2
Anti-Atheism/Agnosticism/Etc.	--	--	--	--	--
<b>Sexual</b>					
Anti-Male Homosexual	10	11	13	14	49
Anti-Female Homosexual	3	--	1	2	5
Anti-Homosexual	2	1	1	11	15
Anti-Heterosexual	--	--	--	--	--
Anti-Bisexual	1	--	2	--	3
<b>Disability</b>					
Anti-Mental	--	1	--	--	1
Anti-Physical	1	2	1	--	4
<b>Gender</b>					
Anti-Female	--	--	--	1	1
Anti-Male	--	--	--	--	--
Bias Unknown	--	--	--	--	--
<b>TOTAL</b>	<b>88</b>	<b>73</b>	<b>69</b>	<b>101</b>	<b>331</b>

## BIAS OFFENSES BY COUNTY BY QUARTER

County	1st	2nd	3rd	4th	Total
Apache	1	--	1	2	1
Cochise	--	--	--	--	--
Coconino	--	--	1	--	1
Gila	--	--	--	--	--
Graham	--	--	--	--	--
Greenlee	--	--	--	--	--
La Paz	--	--	--	--	--
Maricopa	63	70	59	77	212
Mohave	--	--	1	--	--
Navajo	--	--	--	--	--
Pima	3	2	4	3	10
Pinal	--	--	--	--	2
Santa Cruz	--	--	--	--	--
Yavapai	--	--	--	1	2
Yuma	2	--	2	--	4
<b>TOTAL</b>	<b>69</b>	<b>72</b>	<b>68</b>	<b>83</b>	<b>292</b>

## BIAS OFFENSES BY AGENCY BY QUARTER

Agency	1st	2nd	3rd	4th	Total
Apache County SO	--	--	--	2	2
Avondale PD	--	--	--	1	1
Chandler PD	--	1	--	--	1
Cottonwood PD	--	--	--	1	1
El Mirage PD	--	1	--	--	1
Gilbert PD	--	1	2	1	4
Glendale PD	--	1	2	2	5
Maricopa County SO	2	--	--	1	3
Mesa PD	1	--	1	3	5
Mohave County SO	--	--	1	--	1
Page PD	--	--	1	--	1
Phoenix PD	56	66	54	68	244
Pima County SO	2	--	--	--	2
Scottsdale PD	4	--	--	--	4
St. John's PD	1	--	1	--	2
Tucson PD	1	2	1	3	7
U of A PD	--	--	3	--	3
Wickenburg PD	--	--	--	1	1
Yuma County SO	1	--	--	--	1
Yuma PD	1	--	2	--	3
<b>TOTAL</b>	<b>69</b>	<b>72</b>	<b>68</b>	<b>83</b>	<b>292</b>

## BIAS OFFENSES BY TYPE BY AGENCY

Agency	Racial	Ethnic Origin	Religious	Sexual	Disability	Gender
Apache County SO	--	2	--	--	--	--
Avondale PD	--	--	--	1	--	--
Chandler PD	1	--	--	--	--	--
Cottonwood PD	1	--	--	--	--	1
El Mirage PD	1	--	--	--	--	--
Gilbert PD	1	1	2	--	--	--
Glendale PD	3	--	2	--	--	--
Maricopa County SO	1	--	--	2	--	--
Mesa PD	4	--	1	--	--	--
Mohave County SO	1	--	--	--	--	--
Page PD	1	--	--	--	--	--
Phoenix PD	142	29	47	60	4	--
Pima County SO	1	1	--	--	--	--
Scottsdale PD	2	--	1	1	--	--
St. John's PD	1	1	--	--	--	--
Tucson PD	--	--	3	3	1	--
U of A PD	1	--	1	1	--	--
Wickenburg PD	--	--	--	1	--	--
Yuma County SO	1	--	--	--	--	--
Yuma PD	--	--	--	3	--	--
<b>TOTAL</b>	<b>162</b>	<b>34</b>	<b>57</b>	<b>72</b>	<b>5</b>	<b>1</b>

---

## TERMS AND DEFINITIONS

---

**Adult** – For UCR purposes, a person 18 years or older.

**Aggravated Assault** – An unlawful attack by one person upon another for the purpose of inflicting severe or aggravated bodily injury. This type of assault usually is accompanied by the use of a weapon or by means likely to produce death or great bodily harm.

**All Other Offenses** – All violations of state or local laws not specifically identified as Part I or Part II offenses, except traffic violations.

**All Other Sex Offenses** – All other offenses against common decency and morals. Includes statutory rape, indecent exposure, incest, and any other sex offenses not previously defined.

**American Indian or Alaskan Native** – A person having origins in any of the original peoples of North America, and who maintains cultural identification through tribal affiliation or community recognition.

**Arson** – Any willful or malicious burning or attempt to burn, with or without intent to defraud, a dwelling house, public building, motor vehicle or aircraft, personal property of another, etc.

**Assault** – An unlawful attack by one person upon another.

**Autos** – Sedans, station wagons, coupes, convertibles, sport utility vehicles, minivans, and other similar motor vehicles that serve the primary purpose of transporting people from one place to another.

**Asian or Pacific Islander** – A person having origins in any of the original peoples of the Far East, Southeast Asia, the Indian subcontinent, or the Pacific Islands. This area includes for example China, India, Japan, Korea, the Philippine Islands, and Samoa.

**Bias** – A preformed negative opinion or attitude toward a group of persons based on their race, religion, disability, sexual orientation, ethnicity, gender, or gender identity.

**Bias Crime** – A committed criminal offense that is motivated, in whole or in part, by the offender's bias(es) against a race, religion, disability, sexual orientation, ethnicity, gender, or gender identity; also known as Hate Crime.

**Note:** Even if the offender was mistaken in his or her perception that the victim was a member of the group he or she was acting against, the offense is still a bias crime because the offender was motivated by bias against the group.

**Black** – A person having origins in any of the black racial groups of Africa, characterized by dark skin pigmentation.

**Burglary** – The unlawful entry of a structure to commit a felony or a theft.

**Classifying** – Determining the correct UCR Part I or Part II offense category based on police information.

**Cleared by Arrest** – An offense that is cleared (solved) when at least one person is (1) arrested, (2) charged with the commission of the offense, and (3) turned over to the court for prosecution.

**Cleared by Exceptional Means** – For UCR purposes, an offense is considered exceptionally cleared when law enforcement has: (1) definitely established the identity of the offender, (2) there is enough information to support an arrest, charge, and turning over to the court for prosecution, (3) the exact location of the offender is known so the subject could be taken into custody, and yet (4) some reason outside law enforcement control prevents bringing the offender to court.

**Constructive Possession** – The condition in which a person does not have physical custody or possession, but is in a position to exercise dominion or control over a thing.

**Conversion** – An unauthorized assumption and exercise of the right of ownership over goods or personal chattels belonging to another to the alteration of their condition or the exclusion of the owner's rights.

**Crimes Against Persons** – Includes the following Index offenses: Murder, rape, and aggravated assault.

**Crimes Against Property** – Includes the following Index offenses: Robbery, burglary, larceny-theft, motor vehicle theft, and arson.

**Crime Index** – The total of eight offenses used to measure the extent, fluctuation, and distribution of crime in a given geographical area. The Crime Index includes Murder, rape, robbery, aggravated assault, burglary, larceny-theft, motor vehicle theft, and arson.

**Criminal Homicide** – The willful killing of one human being by another.

**Curfew and Loitering (Persons under age 18)** – Violations by juveniles of local curfew or loitering ordinances.

**Disorderly Conduct** – Any behavior that tends to disturb the public peace or decorum, scandalize the community, or shock the public sense of morality.

**Driving Under the Influence** – Driving or operating a motor vehicle or common carrier while mentally or physically impaired as the result of consuming an alcoholic beverage or using a drug or narcotic.

**Drug Abuse Violations** – The violation of laws prohibiting the production, distribution, and/or use of certain controlled substances and the equipment or devices utilized in their preparation and/or use. The unlawful cultivation, manufacture, distribution, sale, purchase, use, possession, transportation, or importation of any controlled drug or narcotic substance. Arrests for violations of state and local laws, specifically those relating to the unlawful possession, sale, use, growing, manufacturing, and the making of narcotic drugs.

**Drunkenness** – To drink alcoholic beverages to the extent that one's mental faculties and physical coordination are substantially impaired. Exclude driving under the influence.

**Embezzlement** – The unlawful misappropriation or misapplication by an offender to his/her own use or purpose of money, property, or some other thing of value entrusted to his/her care, custody, or control.

**Forcible Rape** – The carnal knowledge of a female forcibly and against her will.

**Forgery and Counterfeiting** – The altering, copying, or imitating of something without authority or right, with the intent to deceive or defraud by passing the copy or thing altered or imitated as that

which is original or genuine; or the selling, buying, or possession of an altered, copied, or imitated thing with the intent to deceive or defraud.

**Forcible Rape** – The carnal knowledge of a female forcibly and against her will. This definition is now only used for historical trend purposes.

**Forgery and Counterfeiting** – The making, altering, using, or possessing, with intent to defraud, anything false which is made to appear true.

**Fraud** – The intentional perversion of the truth for the purpose of inducing another person or other entity in reliance upon it to part with something of value or to surrender a legal right. Fraudulent conversion and obtaining of money or property by false pretenses.

**Gambling** – To unlawfully bet or wager money or something else of value; assist, promote, or operate a game of chance for money or some other stake; possess or transmit wagering information; manufacture, sell, purchase, possess, or transport gambling equipment, devices or goods; or tamper with the outcome of a sporting event or contest to gain a gambling advantage.

**Hate Crime** – Bias crime.

**Hierarchy Rule** – When more than one Part I offense is classified, the law enforcement agency must locate the offense that is highest on the hierarchy list and score that offense and not the other offense in the multiple-offense situation. There is a significance to the order in which the Part I offenses are presented, with murder being the highest in the hierarchy and arson being the lowest. The offenses of justifiable homicide, motor vehicle theft, and arson are exceptions to the Hierarchy Rule.

**Hispanic** – A person of Mexican, Cuban, Central or South American, or other Spanish culture or origin, regardless of race.

**Hotel Rule** – A standard UCR scoring practice which limits to one the number of burglaries which can be counted when more than one room is entered for the purpose of committing a felony or theft within a structure generally intended to house a transient population.

**Human Trafficking, Commercial Sex Acts** – Inducing a person by force, fraud, or coercion to participate in commercial sex acts, or in which the person induced to perform such act(s) has not attained 18 years of age.

**Human Trafficking, Involuntary Servitude** – The obtaining of a person(s) through recruitment, harboring, transportation, or provision, and subjecting such persons by force, fraud, or coercion into involuntary servitude, peonage, debt bondage, or slavery (not to include commercial sex acts).

**Incident-Based Reporting** – A less restrictive and more expansive method of collecting crime data (as opposed to Summary Reporting) in which all the data elements associated with an offense or arrest are compiled on an incident by incident basis.

**Justifiable Homicide** – The killing of a felon by a peace officer in the line of duty or the killing of a felon, during the commission of a felony, by a private citizen.

**Juvenile** – For UCR purposes, any person under the age of 18.

**Juvenile Clearance** – Offenses involving only persons under the age of 18 that are cleared by arrest or exceptional means.



**Larceny-theft** – The unlawful taking, carrying, leading, or riding away of property from the possession or constructive possession of another.

**Liquor Laws** – The violation of state or local laws or ordinances prohibiting the manufacture, sale, purchase, transportation, possession, or use of alcoholic beverages, not including driving under the influence and drunkenness.

**Manslaughter by Negligence** – The killing of another person through gross negligence.

**Motor Vehicle** – A self-propelled vehicle that runs on land surface and not on rails.

**Motor Vehicle Theft** – The theft or attempted theft of a motor vehicle.

**Murder and Non-Negligent Manslaughter** – The willful (Non-negligent) killing of one human being by another.

**Offenses Against the Family and Children** – Unlawful nonviolent acts by a family member (or legal guardian) which threaten the physical, mental, or economic well-being or morals of another family member and which are not classifiable as other offenses, such as Assault or Sex Offenses.

**Other (Simple) Assaults** – An unlawful attack or attempted attack upon another which does not result in serious injury to the victim and which does not involve the use of a dangerous weapon.

**Other Vehicles** – All other vehicles that meet the UCR definition for motor vehicles such as snowmobiles, motorcycles, motor scooters, trail bikes, mopeds, golf carts, and all-terrain vehicles.

**Part I Offenses** – The first of two main groupings of UCR crime classifications consisting of the eight Index crimes.

**Part II Offenses** – The second of two main groupings of crime classifications consisting of all other crime categories not already designated as Part I, excluding traffic violations. With the exception of simple assault, the monthly reporting of Part II offenses is limited to arrest information only in the Summary Reporting System.

**Prostitution and Commercialized Vice** – The unlawful promotion of or participation in sexual activities for profit.

**Rape** – Penetration, no matter how slight, of the vagina or anus with any body part or object, or oral penetration by a sex organ of another person, without the consent of the victim.

**Robbery** – The taking or attempted taking of anything of value from the care, custody, or control of a person or persons by force or threat of force or violence and/or by putting the victim in fear.

**Runaways (Persons under age 18)** – Limited to juveniles taken into protective custody under the provisions of local statutes. Runaways is no longer required by the FBI UCR Program.

**Scoring** – Counting the number of offenses committed after the police report has been classified.

**Separation of Time and Place Rule** – A standard UCR scoring practice that stipulates if there is a separation of time and place between the commission of several crimes, the reporting agency must handle each crime as a separate incident and must classify and score each offense individually.

**Sex Offenses** – Offenses against chastity, common decency, morals, and the like.

**Simple Assault** – All assaults and attempted assaults which are not of an aggravated nature and do not result in serious injury to the victim.

**Stolen Property: Buying, Receiving, Possessing** – Buying, receiving, possessing, selling, concealing, or transporting any property with the knowledge that it has been unlawfully taken, as by burglary, embezzlement, fraud, larceny, robbery, etc.

**Structure** – Includes, but is not limited to, apartments, barns, cabins, churches, condominiums, dwelling houses, factories, garages, house trailers or houseboats (used as a permanent dwelling), mills, offices, other buildings, outbuildings, public buildings, railroad cars, rooms, schools, stables, vessels (ships), and warehouses.

**Summary Reporting** – A method of collecting crime data adopted for national reporting purposes in which a limited amount of data associated with an offense or arrest is compiled by each contributing agency.

**Suspicion** – Arrested for no specific offense and released without formal charges being placed.

**Trucks and Buses** – Vehicles specifically designed (but not necessarily used) to commercially transport people and cargo.

**Unfounded** – False or baseless complaints.

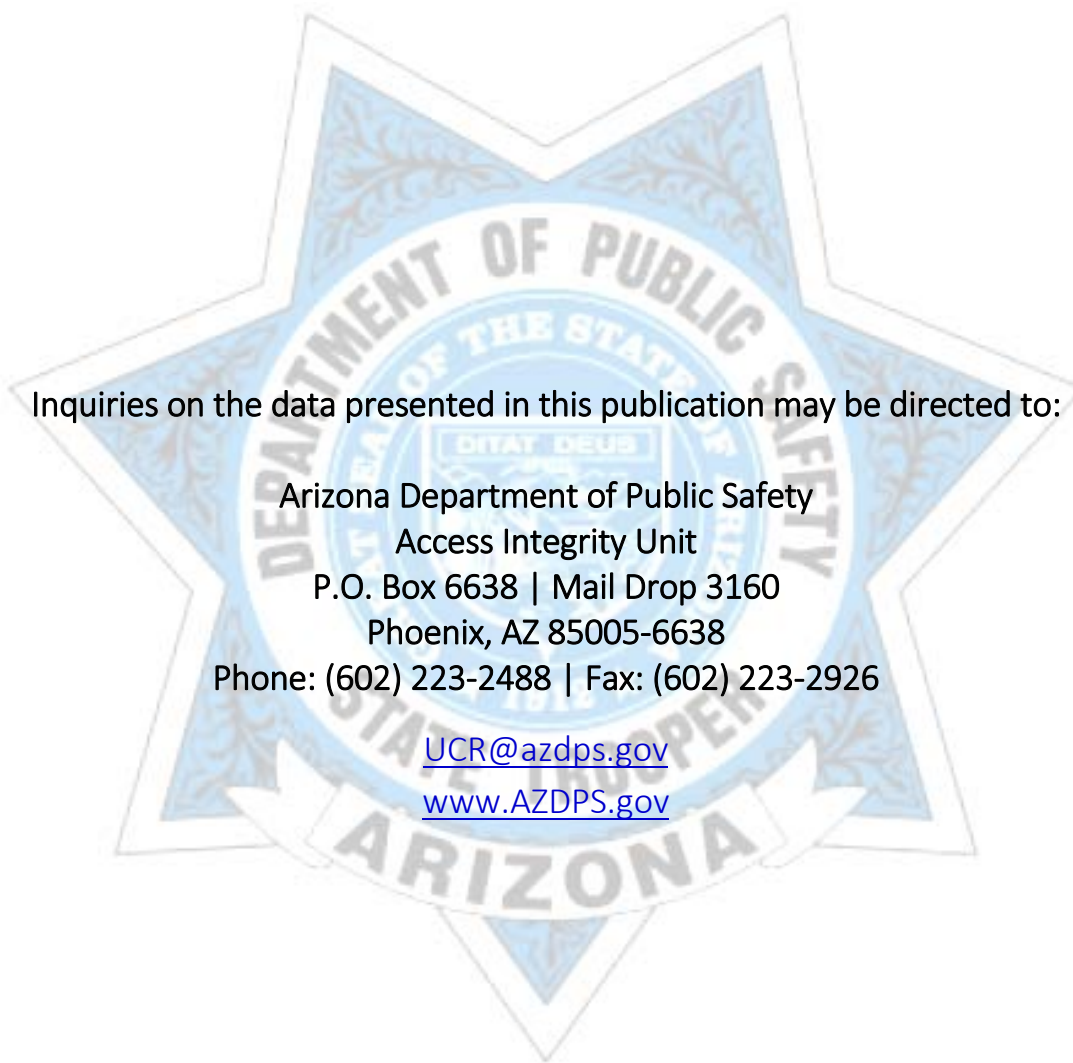
**Vagrancy** – The violation of a court order, regulation, ordinance, or law requiring the withdrawal of persons from the streets or other specified areas; prohibiting persons from remaining in an area or place in an idle or aimless manner; or prohibiting persons from going from place to place without visible means of support.

**Vandalism** – To willfully or maliciously destroy, injure, disfigure, or deface any public or private property, real or personal, without the consent of the owner or person having custody or control by cutting, tearing, breaking, marking, painting, drawing, covering with filth, or any other such means as may be specified by local law.

**Weapons: Carrying, Possessing, Etc.** – The violation of laws or ordinances prohibiting the manufacture, sale, purchase, transportation, possession, concealment, or use of firearms, cutting instruments, explosives, incendiary devices, or other deadly weapons.

**White** – A person having origins in any of the original peoples of Europe, North Africa or the Middle East.

This page has been intentionally left blank.



Inquiries on the data presented in this publication may be directed to:

Arizona Department of Public Safety  
Access Integrity Unit  
P.O. Box 6638 | Mail Drop 3160  
Phoenix, AZ 85005-6638  
Phone: (602) 223-2488 | Fax: (602) 223-2926  
[UCR@azdps.gov](mailto:UCR@azdps.gov)  
[www.AZDPS.gov](http://www.AZDPS.gov)